

**RESOLUTION NO. R24-47**

**A RESOLUTION OF THE COUNCIL AWARDING THE BID AND AUTHORIZING THE MAYOR TO EXECUTE ALL CONTRACT AND RELATED DOCUMENTS FOR THE PURCHASE OF A CUSTOM-CHASSIS FIRE TRUCK FROM US FIRE.**

WHEREAS, the City of Laurel (hereinafter “the City”) is in need of a Custom-Chassis Fire Truck (hereinafter “the Fire Truck”);

WHEREAS, the City’s Capital Improvement Plan has been amended to reflect the need for the purchase of the Fire Truck;

WHEREAS, the City has complied with its procurement policy and Montana law by utilizing a competitive bid process to ensure the Fire Truck cost and company selected is in the best interests of the City in both quality and price;

WHEREAS, the City sought bids from qualified companies from whom to purchase the Fire Truck by publicly advertising the bid pursuant to Montana law;

WHEREAS, the City received a responsive bid from US Fire (hereinafter “US Fire”) for the Fire Truck;

WHEREAS, US Fire’s bid to complete the Fire Truck is for the total cost of One Million Fifty-Eight Thousand Two Hundred Forty-Three Dollars and No Cents (\$1,058,243.00);

WHEREAS, US Fire was the lowest qualified bidder, and such bid is attached hereto and incorporated by reference herein; and

WHEREAS, the City currently possesses adequate funds to purchase the Fire Truck and/or can make appropriate and reasonable lending arrangements, and it is in the City’s best interests to proceed with the purchase of the Fire Truck.

NOW, THEREFORE, BE IT RESOLVED by the City Council of the City of Laurel, Montana, that the City Council accepts the bid with US Fire, and the Mayor is authorized to execute all contract and related documents with US Fire for the purchase of the Fire Truck, pursuant to the terms and conditions contained in the attached bid for the total cost of One Million Fifty-Eight Thousand Two Hundred Forty-Three Dollars and No Cents (\$1,058,243.00).

Introduced at a regular meeting of the City Council on the 25<sup>th</sup> day of June, 2024, by Council Member Klose.

PASSED and APPROVED by the City Council of the City of Laurel the 25<sup>th</sup> day of June, 2024.

APPROVED by the Mayor the 25<sup>th</sup> day of June, 2024.



CITY OF LAUREL

Heidi Spawers For  
Dave Waggoner, Mayor

ATTEST:

Kelly Strecker  
Kelly Strecker, Clerk-Treasurer

APPROVED AS TO FORM:

Michele L. Braukmann  
Michele L. Braukmann, Civil City Attorney



# LAUREL FIRE DEPARTMENT

215 WEST 1ST STREET • LAUREL, MT • 59044

OFFICE 406.628.4911 • FAX 406.628.2185

Laurel City Council  
Re: New Custom-Built Fire Truck

June 10, 2024

Laurel City Council,

A Sealed Bid process was concluded on May 30, 2024 at 1:00 pm in the City Hall Conference Room. The following were present:

1. Travis Nagel, Assistant Fire Chief
2. Kelly Strecker, City Clerk/Treasurer
3. David Waggoner, City of Laurel Mayor

The bid advertisement was posted on the City of Laurel website and the Yellowstone County newspaper beginning on May 17, 2024. The deadline for receiving the sealed bids was May 30, 2024 at 1:00pm.

Major specifications for the "Custom-Built" Fire Truck are as follows:

- Custom-Chassis Rescue Fire Truck with a 3/16" Extruded Aluminum Body Configuration – Red in color
- Pump Capacity of 1500 GPM (Gallons Per Minute) and Tank Capacity of 1000 Water/30 Foam (Gallons)
- LED 360° emergency lighting
- Storage for tools, supplies and equipment

During the sealed bid opening process, ONE bid was presented, which was from US Fire from Holden, LA. The build price is \$1,058,243. This bid met or exceeded all the requirements in the advertised bid documents.

It is my request and recommendation that we proceed with awarding US Fire the contract to build the Custom Fire Truck according to the specifications presented in the bid for the City of Laurel and the Laurel Volunteer Fire Department. This truck will replace the aging 1992 Fire Engine 4, which will be retired. The truck will also potentially help us improve our ISO (Insurance Services Office) Rating, which is likely to have a positive impact on reducing home insurance costs for homeowners in the community.

Thank you for your consideration.

JW Hopper  
Fire Chief, Laurel Volunteer Department







## **Table of Contents**

1. Introduction to US Fire Apparatus
2. Bid Documents
  - a. Certificate of Insurance
  - b. Manufacturers License
  - c. Specialty Vehicle Dealer License
3. Laurel VFD Invitation to Bid
4. US Fire Proposal Specifications
5. US Fire Proposal Drawing
6. US Fire Deviations from Specification
7. Custom Pumper Reference List
8. Warranty Information




Every Fire Department should have quick access to a new fire apparatus with the performance, strength, and capabilities needed to protect their community.

### US FIRE APPARATUS

In response to the demands of fire departments across the country, US Fire Apparatus was formed to build and deliver heavy-duty fire apparatus, quickly. Through existing relationships and feedback from fire professionals, Chris has listened and arranged the key elements that will help departments quickly obtain new fire trucks while receiving the customer service they deserve.


### BUILT TO CHRIS' SPEC

Each US Fire Apparatus truck originates from one of Chris' custom design specifications and is built by experienced craftsmen in a new, state-of-the-art manufacturing facility. Each apparatus is thoroughly inspected for quality and performance.




### EXPERIENCED TEAM

From the sales and engineering staff to our production and quality teams, US Fire has assembled industry veterans with the experience to design, manufacture and deliver heavy-duty fire apparatus.




### STREAMLINED PROCESS

Our refined manufacturing process leverages predictable material supply flow with building processes and proficiency that are unmatched in the industry, drastically minimizing delivery times and surpassing current industry standards.



### PERSONALIZED SERVICE

As important as building fire trucks, US Fire focuses on building long-lasting relationships by listening to our customers, while providing excellence in customer service.



### EXCEPTIONAL RESULTS

Each truck is engineered, manufactured and tested to meet Chris' heavy-duty specifications, ensuring delivery of the highest quality and performance required by the fire service.



### MUNICIPAL FIRE APPARATUS

Custom Pumpers | Commercial Pumpers | Commercial Tankers

### INDUSTRIAL FIRE APPARATUS

Super Pumpers | Foam Tenders | Quick Attacks




# LEADERSHIP FIRE APPARATUS MANUFACTURING


With the experience and wisdom gained as both a firefighter and a fire apparatus manufacturer, Chris has had extensive success leading manufacturing companies to build high quality fire apparatus and fire equipment, while developing strong relationships with Fire Departments across the world.



- 40+ years of experience as a firefighter
- 40+ years of experience as a fire apparatus builder
- Founded major fire apparatus manufacturing company
- Built and delivered over 6,000 new fire trucks world-wide
- Founded industrial firefighting equipment manufacturing company
- President/CEO of the world's largest emergency response organization



Visit us at [www.usfireapparatus.com](http://www.usfireapparatus.com) to learn more about the fire apparatus that are currently being built and which are ready for immediate delivery.



## REFINED FOCUS ON WHAT FIRE DEPARTMENTS NEED TODAY



Experience. Trust. Performance.

[www.usfireapparatus.com](http://www.usfireapparatus.com) | 225-209-6551





# CERTIFICATE OF LIABILITY INSURANCE

DATE (MM/DD/YYYY)  
05/21/2024

THIS CERTIFICATE IS ISSUED AS A MATTER OF INFORMATION ONLY AND CONFERS NO RIGHTS UPON THE CERTIFICATE HOLDER. THIS CERTIFICATE DOES NOT AFFIRMATIVELY OR NEGATIVELY AMEND, EXTEND OR ALTER THE COVERAGE AFFORDED BY THE POLICIES BELOW. THIS CERTIFICATE OF INSURANCE DOES NOT CONSTITUTE A CONTRACT BETWEEN THE ISSUING INSURER(S), AUTHORIZED REPRESENTATIVE OR PRODUCER, AND THE CERTIFICATE HOLDER.

**IMPORTANT:** If the certificate holder is an ADDITIONAL INSURED, the policy(ies) must have ADDITIONAL INSURED provisions or be endorsed. If SUBROGATION IS WAIVED, subject to the terms and conditions of the policy, certain policies may require an endorsement. A statement on this certificate does not confer rights to the certificate holder in lieu of such endorsement(s).

<b>PRODUCER</b> McGriff Insurance Services, LLC 3400 Overton Park Drive SE Suite 300 Atlanta, GA 30339	<b>CONTACT NAME:</b> FOR LIABILITY CERTS (2/10)	
	<b>PHONE (A/C, No, Ext):</b> 404 497-7500	<b>FAX (A/C, No):</b>
<b>E-MAIL ADDRESS:</b> Kdevine@mcgriff.com		
<b>INSURER(S) AFFORDING COVERAGE</b>		<b>NAIC #</b>
<b>INSURER A :</b> ACE American Insurance Company		22667
<b>INSURER B :</b>		
<b>INSURER C :</b>		
<b>INSURER D :</b>		
<b>INSURER E :</b>		
<b>INSURER F :</b>		

**INSURED**  
 Dollar General Corporation & Its Subsidiaries and Affiliates  
 100 Mission Ridge Drive  
 Goodlettsville, TN 37072

### COVERAGES

CERTIFICATE NUMBER: YUT5546M

REVISION NUMBER:

THIS IS TO CERTIFY THAT THE POLICIES OF INSURANCE LISTED BELOW HAVE BEEN ISSUED TO THE INSURED NAMED ABOVE FOR THE POLICY PERIOD INDICATED. NOTWITHSTANDING ANY REQUIREMENT, TERM OR CONDITION OF ANY CONTRACT OR OTHER DOCUMENT WITH RESPECT TO WHICH THIS CERTIFICATE MAY BE ISSUED OR MAY PERTAIN, THE INSURANCE AFFORDED BY THE POLICIES DESCRIBED HEREIN IS SUBJECT TO ALL THE TERMS, EXCLUSIONS AND CONDITIONS OF SUCH POLICIES. LIMITS SHOWN MAY HAVE BEEN REDUCED BY PAID CLAIMS.

INSR LTR	TYPE OF INSURANCE	ADDL SUBR INSD WVD	POLICY NUMBER	POLICY EFF (MM/DD/YYYY)	POLICY EXP (MM/DD/YYYY)	LIMITS
A	<input checked="" type="checkbox"/> COMMERCIAL GENERAL LIABILITY <input type="checkbox"/> CLAIMS-MADE <input checked="" type="checkbox"/> OCCUR <input checked="" type="checkbox"/> SIR \$1,000,000 GEN'L AGGREGATE LIMIT APPLIES PER: <input checked="" type="checkbox"/> POLICY <input type="checkbox"/> PRO-JECT <input type="checkbox"/> LOC OTHER:	X	XSLG47299688	02/10/2024	02/10/2025	EACH OCCURRENCE \$ 2,000,000 DAMAGE TO RENTED PREMISES (Ea occurrence) \$ 2,000,000 MED EXP (Any one person) \$ 0 PERSONAL & ADV INJURY \$ 2,000,000 GENERAL AGGREGATE \$ 2,000,000 PRODUCTS - COM/OP AGG \$ 2,000,000 Liquor Liability \$ 2,000,000
	<b>AUTOMOBILE LIABILITY</b> <input type="checkbox"/> ANY AUTO <input type="checkbox"/> OWNED AUTOS ONLY <input type="checkbox"/> HIRED AUTOS ONLY <input type="checkbox"/> SCHEDULED AUTOS <input type="checkbox"/> NON-OWNED AUTOS ONLY					COMBINED SINGLE LIMIT (Ea accident) \$ BODILY INJURY (Per person) \$ BODILY INJURY (Per accident) \$ PROPERTY DAMAGE (Per accident) \$ \$
	<input type="checkbox"/> UMBRELLA LIAB <input type="checkbox"/> EXCESS LIAB DED RETENTION \$					EACH OCCURRENCE \$ AGGREGATE \$ \$
	<b>WORKERS COMPENSATION AND EMPLOYERS' LIABILITY</b> ANY PROPRIETOR/PARTNER/EXECUTIVE OFFICER/MEMBER EXCLUDED? (Mandatory in NH) If yes, describe under DESCRIPTION OF OPERATIONS below	Y/N <input type="checkbox"/> N/A				PER STATUTE OTH-ER E.L. EACH ACCIDENT \$ E.L. DISEASE - EA EMPLOYEE \$ E.L. DISEASE - POLICY LIMIT \$ \$ \$ \$ \$


DESCRIPTION OF OPERATIONS / LOCATIONS / VEHICLES (ACORD 101, Additional Remarks Schedule, may be attached if more space is required)

DOLGENCORP of TX, Inc. is a non-subscriber to the Workers' Compensation System in the State of Texas and as such is not afforded benefits by the Workers' Compensation policies referenced herein.

The Certificate Holder is included as Additional Insured - Lessor of Leased or Rented Equipment on the General Liability policy as required by written contract.

### CERTIFICATE HOLDER

### CANCELLATION

US Fire Pump Company, LLC 27995 James Chapel Rd N Albany, LA 70744	SHOULD ANY OF THE ABOVE DESCRIBED POLICIES BE CANCELLED BEFORE THE EXPIRATION DATE THEREOF, NOTICE WILL BE DELIVERED IN ACCORDANCE WITH THE POLICY PROVISIONS.  AUTHORIZED REPRESENTATIVE 
--	--



License No. CV-2022-00191

2022-2024

Not Transferable  
Valid Only at Address Below

# Louisiana Motor Vehicle Commission

This Certifies that

US Fire Pump Company, L.L.C.  
27995 James Chapel Road  
Holden, LA 70744

is duly licensed as a

Converter/Secondary Manufacturer

of the following

Conversion(s): US Fire Pump

For the period ending May 31, 2024, unless license is sooner revoked.

In Witness whereof, LOUISIANA MOTOR VEHICLE COMMISSION, under and by virtue of the authority vested in it by the laws of the State of Louisiana, has caused this license to be issued with its seal imprinted hereon.

LOUISIANA MOTOR VEHICLE COMMISSION

Dated June 1, 2022

Signed, Sealed and Attested



Executive Director



(To be prominently displayed in place of business)

License No. SV-2022-00124  
DPS Code: SHUB

2022-2024

Not Transferable  
Valid Only at Address Below

# Louisiana Motor Vehicle Commission

This Certifies that

US Fire Pump Company, L.L.C.  
27995 James Chapel Road  
Holden, LA 70744  
Chris Ferrara, Dealer-Operator

is duly licensed as a  
Specialty Vehicle Dealer  
of the following

Conversion(s): US Fire Pump

For the period ending May 31, 2024, unless license is sooner revoked.

In Witness whereof, LOUISIANA MOTOR VEHICLE COMMISSION, under and by virtue of the authority vested in it by the laws of the State of Louisiana, has caused this license to be issued with its seal imprinted hereon.



LOUISIANA MOTOR VEHICLE COMMISSION

Dated June 1, 2022  
Signed, Sealed and Attested

Executive Director

*(To be prominently displayed in place of business)*



CITY CLERK  
CITY OF LAUREL  
P. O. BOX 10  
LAUREL, MONTANA 59044

CONTRACT/BID DOCUMENTS ATTACHED:

INTENT AND SCOPE OF OPERATIONS

CALL FOR SEALED BIDS: NOTICE TO BIDDERS

INSTRUCTIONS TO BIDDERS

CONTRACT SPECIFICATIONS:

**CUSTOM-CHASSIS FIRE TRUCK**

STANDARD TERMS AND CONDITIONS

INVITATION TO BID

FORM OF AGREEMENT

FORM OF PROPOSAL (BID PROPOSAL)

INTENT AND SCOPE OF OPERATIONS

This bid is for the purpose of entering into a contract for a CUSTOM-CHASSIS FIRE TRUCK for the City of Laurel Volunteer Fire Department. The successful bidder agrees to provide the City of Laurel Volunteer Fire Department with acceptable quality of equipment/services, performance and workmanship as determined by the Laurel Fire Department.

It is the purpose of this bid to obtain the best quality of equipment at the most favorable price to the City of Laurel. Consideration will be given for the level of service offered and ability to meet stated specifications EXACTLY as outlined in the contract document.

END: INTENT AND SCOPE OF OPERATIONS

CITY CLERK  
CITY OF LAUREL  
P. O. BOX 10  
LAUREL, MONTANA 59044

**CALL FOR SEALED BIDS: NOTICE TO BIDDERS**

**Sealed bids entitled: CUSTOM-CHASSIS FIRE TRUCK**

For the Laurel Volunteer Fire Department, Laurel, Montana

Will be received addressed to City Clerk of Laurel, Montana, at the office of the City Clerk, City Hall, Laurel, Montana 59044, until 1:00 p.m. **May 30, 2024**

More specific additional information regarding the **CUSTOM-CHASSIS FIRE TRUCK** may be obtained by contacting Travis Nagel, Assistant Fire Chief, Laurel Fire Department, at 215 W. First Street, Laurel, Montana, phone number of 406-628-4911 or visit <https://cityoflaurelmontana.com/rfps>.

No bids may be withdrawn after the scheduled time for the public opening of bids, which is at 01:00 p.m. **May 30, 2024** at 115 W. 1<sup>st</sup> Street Laurel, MT 59044.

The right is reserved to reject any or all proposals received, to waive irregularities, to postpone the award of the contract for a period not to exceed thirty (30) days, and to accept that proposal which is in the best interest of the City of Laurel, Montana.

The City of Laurel is an Equal Opportunity Employer

Published YCN 5.17.2024; 5.24.2024

Kelly Strecker, City Clerk/ Treasurer

**END: CALL FOR SEALED BIDS: NOTICE TO BIDDERS**



CITY CLERK  
CITY OF LAUREL  
P. O. BOX 10  
LAUREL, MONTANA 59044

## INSTRUCTIONS TO BIDDERS

### EXAMINATION OF DOCUMENTS

Before submitting the proposals, the bidder shall:

- (a) Carefully examine the Standards and Specifications as well as all other attached documents.
- (b) Fully inform themselves of the existing conditions and limitations.
- (c) Include with the bid sufficient information to cover all items required in the specifications.

### BID COMPLIANCE

It shall be the responsibility of the bidder to see that all bids are sealed and submitted to the office of the City Clerk at City Hall, 115 W. First Street, Laurel, Montana 59044, before 01:00 p.m. May 30, 2024.

### BID PROPOSAL MODIFICATIONS

Proposals shall be made on the form provided herein; they shall not contain any recapulation of the work done. Modifications, additions or changes to the terms and conditions of this invitation to bid may be cause for rejection of the bid. Bids submitted on other forms may be rejected. No oral, telephone, or telegraphic bids or modifications will be considered.

### CERTIFICATION OF ALTERATION OR ERASURE

A bid shall be rejected should it contain any material alteration or erasure, unless, before the bid is submitted, each such alteration has been initialed in INK by the authorized agent signing the bid.

### INTERPRETATION PRIORITY

Should a bidder find discrepancies in, or omissions from, the specifications, or be in doubt as to their meaning, bidder shall notify the Laurel Volunteer Fire Department Head, JW Hopper, at the address noted above, who will send written instructions or addenda to all bidders. The City will not be responsible for oral interpretation. All addenda issued prior to bid opening shall be incorporated into, and become part of, the contract agreement upon award. Questions received less than ninety-six (96) hours before the bid opening cannot be answered.

### SIGNATURE

All bids shall be typewritten or prepared in ink and must be signed in longhand by the bidder or bidder's agent or designee, with his/her usual signature. A bid submitted by a partnership must be signed with the partnership name, followed by the signature and designation of the partner signing. Bids by corporations must be signed with the legal name of the corporation, followed by the name and signature of an authorized agent or officer of the corporation. Bids submitted by a proprietorship must be signed by the owner; the name of each person signing shall be typed or printed legibly below the signature.

#### WITHDRAWAL OF BIDS

Bidders may withdraw their bid either personally or by written request at any time prior to the time set for bid opening. No bid may be withdrawn or modified after the time set for opening, unless and until the award of the contract is delayed for a period exceeding thirty (30) days.

#### CERTIFICATION

The bidder certifies that the bid has been arrived at by the bidder independently and has been submitted without any collusion designed to limit independent bidding or competition. The bidder further certifies that the materials, products, services and/or goods offered herein meet all requirements of the stated specification and are equal in quality, value and performance with highest quality, nationally advertised brand and/or trade names.

#### EVIDENCE OF QUALIFICATION

Upon request of the City of Laurel, a bidder whose proposal is under consideration for award may be required to manifest satisfactory evidence of his financial resources, experience, the organization, and equipment as well as service provisions bidder has available. In determining the lowest responsible bidder, in addition to price, the following considerations may be addressed:

- (a) The ability, capacity, character, integrity, and skill of the bidder to perform the contract or provide the service required.
- (b) Whether the bidder can perform the contract within the time specified.
- (c) The quality of performance of previous contracts, agreements, services and/or performance.
- (d) Previous and/or existing compliance by the bidder with laws relating to the contract or services.
- (e) Such other information, which may be secured, as having a bearing on the decision to award the contract.
- (f) A reference list listing FIVE apparatus of similar design that have been delivered ON TIME within the last 24 months. This list shall include the Fire Department name, Contact Name in that Department, Phone Number, Email Address, Quoted Delivery Time AT the Award of Contract/Purchase Order and the Actual/Performed Delivery Time from the Award of Contract/Purchase Order to Delivery/Acceptance by the Fire Department.

END: INSTRUCTIONS TO BIDDERS

CITY CLERK  
CITY OF LAUREL  
P. O. BOX 10  
LAUREL, MONTANA 59044

CONTRACT SPECIFICATIONS

**CUSTOM-CHASSIS RESCUE FIRE TRUCK**

END SPECIFICATIONS



CITY CLERK  
CITY OF LAUREL  
P. O. BOX 10  
LAUREL, MONTANA 59044

STANDARD TERMS AND CONDITIONS – PAGE 1

This contract includes the following Standard Terms and Conditions and includes, but is not limited to, the Invitation to Bid, Call for Sealed Bids, Specifications, Forms of Agreement, Instruction to Bidders, and Form of Proposal.

The contractor will not be liable for any delay in furnishing or failure to furnish service due to fire, flood, strike, lockout, dispute with workmen, act of God, or any cause beyond reasonable control.

In case of default by the successful bidder or failure to deliver the goods or services within the time specified, the City Purchasing Authority, after written notice, may procure them from other sources and hold contractor responsible for excess costs occasioned thereby.

The specifications attached to the instructions to bidders establish a standard of quality desired by the City of Laurel. Any bidder may submit quotations on any article, which substantially complies with these specifications as to quality, workmanship, and service. The City of Laurel reserves the right to make its selection of materials or services purchased, based on its best judgment as to which articles substantially comply with the requirements of the specifications.

No alteration in any of the terms, conditions, delivery, quality, or specifications will be effective without prior written consent of the City of Laurel.

No exception to delivery or service dates shall be allowed unless prior written approval is first obtained for the City of Laurel.

All payments to the contractor shall be remitted by mail. The City shall not honor drafts, nor accept goods on a sight draft basis. Furthermore, the provisions or monies due under this contract shall not be assignable unless prior written approval is first obtained from the City of Laurel.

All goods, materials or services purchased herein are subject to approval by the City of Laurel. Any rejections of services, goods, or materials, whether held by the City or returned, will be at the contractor's risk and expense.

The contractor agrees to assume all expense, protect and hold harmless the City, its officers, agents and employees against all claims and expense including, but not limited to, suits or proceedings for patent, trademark, copyright, or franchise infringement arising from the purchase, installation or use of the goods, material or services purchased herein.

The contractor further agrees to assume all expenses and damages arising from such claim, suits, or proceedings.



CITY CLERK  
CITY OF LAUREL  
P. O. BOX 10  
LAUREL, MONTANA 59044

STANDARD TERMS AND CONDITIONS – PAGE 2

Contractor agrees that the waiver, acceptance, or failure by the City to enforce any provisions, terms, or conditions of this contract shall not operate or be construed as a waiver of prior or subsequent breaches or the right of the City to thereafter enforce such provisions.

The contractor warrants all articles supplied under this contract to conform to specifications herein. The contractor will deliver a warranty stating that articles supplied under the contract are fit and sufficient for the purpose manufactured, merchantable, and free from defects.

In the event the City is entitled to a prompt payment or cash discount the period of computation shall commence on the date of delivery, or receipt of correctly completed invoices, whichever is later. If an adjustment in payment is necessary, the discount period shall commence on the date final approval for payment is authorized.

The contractor agrees not to be discriminate against any client employee or applicant for employment or for services, because of race, creed, color, national origin, sex or age with regard to, but not limited to, the following: employment upgrading; demotion or transfer; recruitment advertising; layoffs and termination; rates of pay or other forms of compensation; selection for training; rendition of services. It is further understood that any contractor who is in violation of this shall be barred forthwith from receiving awards of any purchase order for the City unless a satisfactory showing is made that discriminatory practices have terminated and that a reoccurrence of such acts is unlikely.

The City reserves the right to cancel and terminate this contract forthwith upon giving thirty (30) days written notice to the contractor. (This provision does not apply to the purchase of materials and equipment. A purchase order for materials and equipment is a binding contract.)

The Contractor agrees that in the event suit is instituted by the City for any default on the part of the contractor, he shall pay to the City all costs and expenses expended or incurred by the City in connection therewith, and reasonable attorney fees.

Where applicable, possible, or required, the bidder is required to submit descriptive literature, sample material, design sketches and detailed shop drawings. Failure to submit required items may result in rejection of the bid or termination of contract.

The successful bidder may not make any advertising or sale use of the fact contract items are being used by purchaser and other approved agencies, under penalty of contract termination.

The Advertisement for Bids, the accepted Proposal, and the specifications, together form the contract and they fully act as if hereto attached or herein repeated.

CITY CLERK  
CITY OF LAUREL  
P. O. BOX 10  
LAUREL, MONTANA 59044

STANDARD TERMS AND CONDITIONS – PAGE 3

This contract shall be governed by and construed in accordance with the laws of the State of Montana.

The contractor may not assign or subcontract the agreement or the right to receive reasonable performance of any act called for by the contract shall be deemed waived by a waiver by City of a breach thereof as to any particular transaction or occurrence.

Regardless of FOB point contractor agrees to bear all risks of loss, injury, or destruction of goods and materials ordered herein and such loss, injury, or destruction shall not release contractor from any obligation hereunder.

END: STANDARD TERMS AND CONDITIONS

CITY CLERK  
CITY OF LAUREL  
P. O. BOX 10  
LAUREL, MONTANA 59044

INVITATION TO BID

RETURN TO: City Clerk, City of Laurel, P.O. Box 10, Laurel, Montana 59044

Please bid net prices at which you will agree to furnish required services. To receive consideration, this form must be signed in full by a responsible, authorized agent, office, employee or representative of your firm.

BID ITEM: One-(1) US Fire Apparatus Custom Pumper for a total purchase price of One-Million, Fifty-Eight Thousand, Two-Hundred Forty-Three Dollars and Zero Cents (\$1,058,243.00)


Enter full Company Name and Address

US Fire Pump Company, LLC  
PO Box 1810  
29755 James Chapel Road N.  
Holden, LA 70744

CONDITIONS AGREEMENT

We have read and agree to the conditions and stipulations contained herein and to the Standard Terms and Conditions contained in the attached.

We further agree to furnish the services specified at the prices stated herein, to be delivered to the location and that date set forth herein.

  
Signature  
Director of Sales  
Title  
May 24, 2024  
Date

END: INVITATION TO BID



CITY CLERK  
CITY OF LAUREL  
P. O. BOX 10  
LAUREL, MONTANA 59044

FORM OF AGREEMENT – PAGE 1

AGREEMENT, made on the \_\_\_\_\_ day of \_\_\_\_\_, 2024, by and between  
the City of Laurel and \_\_\_\_\_.

WITNESSTH that the above-named company and the City of Laurel, for consideration,  
hereinafter name agree as follows:

SCOPE OF OPERATION: The contractor shall provide material and equipment, perform the  
work, and do everything required by the specifications entitled:

CONTRACT SPECIFICATION:

TIME OF COMPLETION: Delivery of goods, equipment, and/or services shall be expected  
within Fourteen (14) Months of the award of bid.

FOLLOWING IS AN ENUMERATION OF THE CONTRACT BID

Intent and Scope of Operation  
Call for Sealed Bids: Notice to Bidders  
Instructions to Bidders  
Contract Specifications  
Standard Terms and Conditions  
Invitation to Bid  
Form of Agreement  
Form of Proposal (Bid Proposal)

IN WITNESS WHEREOF, the parties hereto have executed this agreement today and  
year above written.

\_\_\_\_\_  
Contractor

By: \_\_\_\_\_  
Title \_\_\_\_\_

CITY CLERK



CITY OF LAUREL  
P. O. BOX 10  
LAUREL, MONTANA 59044

FORM OF AGREEMENT – PAGE 2

CITY OF LAUREL

BY: \_\_\_\_\_  
MAYOR

ATTEST: \_\_\_\_\_  
City Clerk

Approved as to form.

\_\_\_\_\_

END: FORM OF AGREEMENT

CITY CLERK

CITY OF LAUREL  
P. O. BOX 10  
LAUREL, MONTANA 59044

FORM OF PROPOSAL (BID PROPOSAL)

The undersigned hereby submits the following proposal: Having carefully examined the specifications entitled CONTRACT SPECIFICATIONS: INSERT DESCRIPTION OF BID ITEM(S) for the City of Laurel Volunteer Fire Department, as well as all other conditions affecting the bid, the undersigned proposes to furnish all equipment and services necessary to complete the work required.

14 Months (420 Days)  
Time and Date of Delivery

(INSERT DESCRIPTION OF BID ITEM(S))

Net FOB Laurel, Montana

\$ 1,058,243.00

+++++

(OPTIONS OR PAYMENT PLANS, IF APPLICABLE)

By 

Title Director of Sales

Company US Fire Profs Company, LLC

Date May 24, 2024

END: FORM OF PROPOSAL (BID PROPOSAL)

**GENERAL BIDDING GUIDELINES:**

If bid specification is met, then place a check in the column marked "YES." If it is necessary to bid an alternate equipment or to take exceptions to the specifications as set forth, this must be checked as "NO."

The Basis of the Award shall be dependent on the most responsible bid submitted. Consideration will be given to cash flow, purchase price, delivery dates, equipment service guarantees, parts and service availability, parts and service location, analyses and comparison of equipment specification details, and any other items of concern to the City of Laurel.

The purchaser reserves the right to reject any or all bids, to waive any informality in bids, or to accept in whole or part such a bid as may be in the best interest of the City of Laurel.

The purchaser also reserves the right to reject the vehicle at the time of final inspection if the vehicle does not meet any and/or all requirements of the final contract according to the personnel acting on behalf of the department at the time of final inspection. These requirements include, but are not limited to performance, workmanship, service, quality, and operation of the vehicle.

Please state the estimated delivery time after receipt of order in days: 420 Days

SPECIFICATION DESCRIPTION	MARK YES OR NO IF COMPLIANT OR NOT	
	YES	NO
Custom Cab - 6 person 12" Raised Roof with Full Length Doors	✓	
Double Frame - Galvanized	✓	
21,000 lbs. Minimum Front Axle	✓	
Aluminum Rims - Black Finish	✓	
Single Rear Axle - 27000 lbs. Minimum	✓	
Air Auto Eject - Kussmaul with Weather-proof Cover - Black Color	✓	
Automatic On-Spot Tire Chains	✓	
450 hp Minimum Engine		
Coolant Recovery System	✓	
Heater Shutoff Valves	✓	



Engine Brake	✓		
360 Amp (Minimum) Alternator	✓		
High Idle Switch Manual Select - Auto Low Voltage	✓		
45,000 BTU (Minimum) Air conditioner	✓		
33,000 BTU (Minimum) Heater	✓		
Battery Jumper Studs	✓		
40Amp Kussmaul Chief Series with 12V DC - Auto Charge	✓		
Kussmaul Auto Air Compressor 12V	✓		
Remote Control Panel - Kussmaul Charge	✓		
Kussmaul 20A - 120V Super Auto Eject	✓		
Black Auto Eject Cover	✓		
Interior Door Reflective - Black & Red	✓		
All WHELEN Lighting - Interior & Exterior	✓		
Step Nose Lighting - Cab Door Controlled	✓		
Engine Enclosure Storage Tray with Recessed Cup Holders	✓		
USB A & USB C Charging Ports - Driver, Officer, and Crew Areas	✓		
Battery-Switched Power	✓		
Outside Temperature Monitor	✓		
Backup Camera System, 7" Display, Black Housing	✓		
12V DC Power Selections for Accessories, Radios, Gas Meters, Chargers, etc.	✓		
12V DC Power Point Sockets X 2 - Driver & Officer - Battery-Direct Power	✓		
120V AC In-Cab Outlets X 2 - Top of Engine Enclosure	✓		
Exterior Grade Black Finish Exterior Grab Handles (with Warning Light & Turn Signal)	✓		
Cab Front Grille - Black Finish	✓		
Headlight & Turn Signals - LED, WHELEN Brand, Black Finish	✓		
Daytime Running Halo Rings	✓		

Lightbar - WHELEN 72" Freedom F4NV	✓		
Cab, Lower Front Warning Lights X 4 - WHELEN M6 - Quads (Red, LED, Clear Lens, Black Bezel)	✓		
Bumper, Lower Side Warning Lights X 2 - WHELEN M6 (Red, LED< Clear Lens, Black Bezel)	✓		
Cab Ground Lights - LED Strip Lights	✓		
Heated Remote Control Mirrors - Black Finish	✓		
Electrically Controlled Windows - All 4 Doors - Tinted Crew Door Glass	✓		
Engine Bay Maintenance LED Lights	✓		
Two-Tone Full Body Paint - Red/Black	✓		
Driver & Officer Seats - Non SCBA - Air Ride	✓		
SCBA Seats X 4 - Crew Compartment - 2 FWD Facing, 2 REAR Facing	✓		
Front Bumper - Painted	✓		
24" Extension, Tow Hooks, Center Hose Well with Cover & LED Lighting, Dual Air Horns - Bumper-Recessed & Black Finish, Dual Lanyard - Officer & Driver, WHELEN Dual Siren Speakers - 295 SLSA1 - Black Finish	✓		
Q2B Mechanical Siren (Pedestal) - Black Chrome Finish	✓		
Siren Circuit Powered - Master Warning Light Switch	✓		
Siren Brake Switch - Driver & Officer Control	✓		
Siren Control - Driver & Officer Foot Switches	✓		
Black Gloss Enamel Painted Bumper	✓		
Cab Brow LED Scene Light	✓		
Hi Output LED Forward Brow Light, HiViz 72"	✓		
Black Brow Light Housing	✓		
Switching - Three Switches, 12V, Driver Cab, HiViz 72" Brow	✓		
Window Tint - Windshield & Driver/Officer Door - 70% Ceramic Tint Shall be Provided on the Windshield, Driver & Officer Windows	✓		
Window Tint - Fixed Windows & Crew Doors - 5% Ceramic Tint Shall be Provided on the Cab Fixed Windows and Crew Door Windows	✓		

Compartment - Center Rear Facing EMS Cabinet	✓		
Light - EMS Compartment - LED Strip	✓		
Self - Adjustable, Center Forward Facing EMS Compartment	✓		
Cab Interior Accessories - 12V Dual USB Charging Port - Cab Mounted, Kussmaul 091-264 (USB A/C)	✓		
Outlet Strip - Six (6) Place, 120V AC Crew Cab	✓		
Radio Equipment - Radio Installation - Customer Supplied	✓		

## CUSTOM-CHASSIS RESCUE FIRE TRUCK

### INTENT:

These specifications describe a Custom-Chassis Rescue Fire Truck with a 3/16" Extruded Aluminum Body Configuration, with Pump Capacity of 1500 GPM and Tank Capacity of 1000 Water/30 Foam

### GENERAL TERMS:

All equipment furnished under this contract shall be new and unused. Accessories not specifically mentioned herein, but necessary to furnish a complete unit ready for use shall also be included. Unit shall conform to the best practice known to the body trade in design, quality of material and workmanship. Assemblies and component parts shall be standard and interchangeable throughout the entire quantity of the units as specified in this invitation to bid.

The bidder shall complete every space in the Bidders Proposal column with a checkmark to indicate if the item being bid on is exactly as specified. If any checkmarks are placed in the "NO" column, a detailed and complete description of the deviation from specification must be supplied on a separate sheet labeled "Deviations from Specification."

A. Pump Module - Side Mount	EXACTLY AS SPECIFIED		
	YES	NO	OFFERED
Pump Panels - Black Anodized Aluminum	✓		
Pump Module - Enclosed with Painted Roll-Up Doors	✓		



Pump Panel - Fully Hinged	✓		
Lights - Left & Right Side Pump Panel. OnScene LED Access	✓		
Light - Pump Compartment, LED	✓		
Switch - Hosebed Light, Pump Panel	✓		
Switch - Pump Panel Exterior/Interior Lights, Pump Panel	✓		
Switch - Air Horn, Pump Panel	✓		
Heat Pan with Heater - Pump House - the Heat Panel Shall be Fully Removable for Summer Ops/Service Work	✓		
<b>B. Pump &amp; Components</b>			
Manual Override for Pump Shift	✓		
Air Primer	✓		
Pump Anti-Corrosion Anodes?	✓		
<b>C. Left Panel Discharges</b>			
All 2-1/2" Side Discharge Outlets Terminate 30° Elbows/Caps	✓		
Discharges (2) Left Side, 2-1/2" Valve	✓		
<b>D. Right Panel Discharges</b>			
All 2-1/2" Side Discharge Outlets Terminate 30° Elbows/Caps	✓		
Discharge - Right Side, 2-1/2" Valve	✓		
Discharge - Right Side, 4" Valve with Electric Control	✓		
Elbow 4" FNST X 4" Storz 30°	✓		
Cap with Chain - 4" Storz	✓		
<b>E. Deck Gun</b>			
Discharge - Deck Gun, 3" Valve with Electric Control	✓		
Telescoping Waterway - 3" Electric, TFT XGA38PL-RL Extend-A-Gun	✓		

Monitor - Electric Deck, TFT Typhoon Y5-E11A	✓		
Monitor Control - Panel Mount, TFT Y4E-RP	✓		
Master Stream Nozzle - Electric Motor TFT M-ERP1500-NN	✓		
Monitor Control - Wireless Remote, TFT YE-RF-900	✓		
<b>F. Hose Bed Pre-connect</b>			
Discharge - Left Front Hose Bed, 2-1/2" Valve	✓		
Foam System - 30-gallon Class "A" Foam	✓		
<b>G. Foam Outlet Locations</b>			
Foam Outlet - Discharge Front Bumper	✓		
Foam Outlet - Speedlay No. 1	✓		
Foam Outlet - Speedlay No. 2	✓		
Foam Outlet - Speedlay No. 3	✓		
Foam Outlet - Left Front Hose Bed	✓		
<b>H. Water Tank</b>			
Polypropylene, 1000 Gallons	✓		
Water Level Gauges	✓		
Lights (EACH) - Water Level - Locations - One (1) Per Side on the Extended Portion of the Cab, and One (1) on the Driver's Side Rear of the Apparatus	✓		
<b>I. Pump Panel Accessories</b>			
Gauge Bezels - Color Coded	✓		
Heated Gauges	✓		
Tags - Pump Panel, Color Coded (Metal)	✓		
<b>J. Steamer Inlets</b>			
Suction Headers - 6" X 2	✓		
<b>K. Auxiliary Inlets</b>			

Suction - Left Side, 2-1/2"	✓		
Suction - Right Side, 2-1/2"	✓		
<b>L. Front Bumper Discharge</b>			
2-1/2" Discharge - in Hose Well (Center Compartment)	✓		
Front Bumper Discharge Blow Out Valve	✓		
<b>M. Speedlays</b>			
Speedlays (3 Total) - 2" Valves X 2 and 2-1/2" X 1 Valve	✓		
Trays - Removable Speedlay X 3	✓		
Trays - Additional Removable Speedlay X 3	✓		
<b>N. Ladder Storage (Must be Enclosed)</b>			
Compartment - Pike Pole/Ladder Storage	✓		
Capacity:			
One (1) Alco-Lite FL-10, 10' Folding Attic Ladder	✓		
One (1) Alco-Lite PRL-14, 14' Roof Ladder	✓		
One (1) Alco-Lite PEL-24, 24' 2-Section Extension Ladder	✓		
Two (2) Pike Poles (10' and 12')	✓		
Tubes (2) - Pike Pole Storage in the Ladder Compartment	✓		
<b>O. Suction Hose Storage (Must be Enclosed)</b>			
Compartment - Suction Hose Storage - 10'X6" (Qty: 2)	✓		
<b>P. Wheel Well Storage Compartments</b>			
Doors - Wheel Well Compartments, Painted Aluminum	✓		
<b>Q. Body Trim/Components</b>			
Mud Flaps	✓		
Access Ladder to Hose Bed	✓		
Tow Eyes (2) - Rear	✓		



<b>R. Hose Bed Dividers/Covers</b>			
Partition - Front of Hose Bed	✓		
Hose Bed Dividers	✓		
Hand Holes in the Hose Bed Divider	✓		
Cover - Aluminum with End Flaps (2-Piece Design)	✓		
Cover (1) - Fill Tower Access, Water/Foam	✓		
End Flap - Hypalon with Bungee Cords, Hose Bed	✓		
Cover/End Flap Color - Black	✓		
<b>S. Rear Directional Light</b>			
LED Rear Traffic Directional Control Light - WHELEN TAL65	✓		
Control Head Location - Traffic Light, Driver's Side Overhead	✓		
ALL Underbody Lights - LED	✓		
Hosebed Lighting - LED (Switched at Pump Panel)	✓		
<b>T. Light Tower - 12V</b>			
Light Tower - 12V with WHELEN PFP2 LED Lights X 4 (Location: Cab Roof)	✓		
Controls - Light Tower, Panel Mount - Located in the Pump Panel Compartment	✓		
Color - Light Tower Option, Powder Coat Black	✓		
<b>U. Loose Equipment</b>			
Ladder - 10' Folding Attic	✓		
Ladder - 14' Roof	✓		
Ladder - 24' 2-Section Extension	✓		
Hose (2) - PVC Flexible Suction - 10' X 6"	✓		
Strainer - 6" NH Barrel	✓		
Pike Pole - 10' Fiberglass	✓		
Pike Pole - 12' Fiberglass	✓		

Wheel Chocks (2)	✓		
Emergency Road Kit	✓		
First Aid Kit	✓		
<b>V. Pumper Body</b>			
All Compartments to have:			
Painted Roll-up Doors	✓		
Dual LED Lighting Strips in Every Compartment	✓		
Vented	✓		
Pull-Down Straps	✓		
Tool Boards – e.g.: PAC TRAC	✓		
All Emergency & Scene Lighting to be:			
WHELEN Lights with Black Bezels	✓		
Chevron Striping:			
Black & Red Reflective	✓		
Front Bumper	✓		
Entire Rear End of the Truck	✓		
<b>W. General Notes:</b>			
The Entire Truck to be Painted in Black & Red Color Scheme	✓		
Utilize Blacked-Out Components	✓		
Minimize Chrome, Stainless, and/or Polished Aluminum	✓		
Truck to be Fully Enclosed Behind Roll-Up Doors, Including Intake & Discharge Plumbing	✓		
<b>X. Administration</b>			
Pre-Construction Conference Trip (Per Person) X 2 - Airfare, Hotel, Meals	✓		
Remote Inspections As Needed	✓		
Final Inspection Trip (Per Person) X 2 - Airfare, Hotel, Meals	✓		



Delivery to Laurel MT	✓		
One Day of Factory Instruction During the Final Inspection Trip	✓		

**MANUALS:**

Manuals Package to be provided, which includes:

- a. Operation
- b. Engine
- c. Transmission
- d. Body
- e. Pump

**WARRANTY:**

The bidder shall offer a Warranty Package, which will include the following warranties:

- a. Cab & Body General – 2 Years
- b. Chassis – 3 Years
- c. Frame Rail – Lifetime
- d. Cab Structural – 10 Years
- e. Engine – OEM standard, 5 Years
- f. Transmission – OEM standard, 5 Years
- g. Hale Pump – 5 Years for Parts, 2 Years for the Labor
- h. Plumbing, Stainless Steel – 10 Years
- i. Cab/Body Paint – 10 Years
- j. Water/Foam Tanker - Lifetime



CUSTOMER: Laurel (MT)	QUOTATION DATE: 05/30/2024
SALES REPRESENTATIVE: JD Ferrante	QUOTATION NUMBER: 10433-0002
APPARATUS DESCRIPTION: Custom Rescue Pumper	PUMP CAPACITY: 1500 GPM
BODY CONFIGURATION: 3/16" Extruded Aluminum	PUMP MANUF.: Hale QMAX-XS
CHASSIS TYPE: 1871W Custom Chassis (NEW ORDER CHASSIS)	TANK CAPACITY: 1000 Water / 30 Foam

- 00- \*\*\*\*\*US Fire OEM 1871 L9 Engines Cab & Chassis - 7.003 01/26/24\*\*\*\*\*
- 15- \*\*\*\*\*CHASSIS MODIFICATIONS\*\*\*\*\*
- 18- \*\*\*\*\*NFPA SAFETY SIGNS\*\*\*\*\*
- 20- \*\*\*\*\*PUMP ENCLOSURES / PUMPS / COMPONENTS / ACCESSORIES\*\*\*\*\*
- 30- \*\*\*\*\*WATER TANKS / COMPONENTS / ACCESSORIES \*\*\*\*\*
- 50- \*\*\*\*\*PUMPER / TANKER BODIES\*\*\*\*\*
- 70- \*\*\*\*\* ELECTRICAL / COMPONENTS / ACCESSORIES \*\*\*\*\*
- 80- \*\*\*\*\*INTERIOR / EXTERIOR FINISH / LETTERING / STRIPING\*\*\*\*\*
- 90- \*\*\*\*\*LOOSE EQUIPMENT\*\*\*\*\*
- 98- \*\*\*\*\*WARRANTIES / MANUALS\*\*\*\*\*
- 99- \*\*\*\*\*ADMINISTRATION\*\*\*\*\*

Part No	Description	Qty
== US Fire OEM 1871 L9 Engines Cab & Chassis - 7.003 01/26/24 ==		1
DataBook v7.003 Release: 01.26.24		
00-J0-2000	Custom Firetruck Chassis	1
<b>FRAME ASSEMBLY</b>		
01-H0-1600	Double Frame Rails	1
01-I0-1200	Frame Rail Finish - Galvanized, Double Rails	1
01-I0-1500	Fastener Finish - Zinc	1
01-J0-4000	Cab Main Frame Crossmember	1
<b>FRONT AXLE</b>		
07-A0-1120	Front Axle 21,000# - Hendrickson STEERTEC NXT - CORE	1
07-AC-4500	45° Cramp Angle	1
07-B0-0100	Oil Seals - Front Axle - Factory Premium	1
<b>FRONT AXLE BRAKES</b>		
07-C0-0210	Disc Brakes - Front Axle - EX-225	1
<b>FRONT AXLE SUSPENSION OPTIONS</b>		
07-R0-2020	Front Suspension 21,000# - Hendrickson STEERTEK NXT	1
07-RS-0105	Shock Absorbers - Front Axle	1
<b>STEERING SYSTEMS</b>		
07-Y0-0040	Steering - 24,000# - Sheppard Dual Gear	1
<b>FRONT TIRES</b>		
10-GF-0410	Goodyear 425/65R22.5 (L) Front - Armor Max MSA (Mud/Snow) - 22,800# - 68mph	1
10-W0-0100	Aluminum Wheels - Front	1
10-WP-0230	Alcoa Dura-Black Finish - Front Rims	2
10-X0-0110	Satin Black 'Baby Moon' Caps & Nutcovers (Front Wheels)	2
<b>REAR AXLE</b>		
08-AS-1080	Single Rear Axle 27,000# - Meritor RS-25-160 - CORE	1
08-AV-F160	160 Series Differential - Single Axle	1
08-AV-S010	Axle Lube - Non-Synthetic	1
08-B0-0100	Oil Seals - Rear Axle - Factory Premium	1
<b>REAR AXLE BRAKES</b>		
08-C0-0100	S-Cam Brakes - Single Rear Axle	1



VEHICLE TOP SPEED		
08-PA-0300	Vehicle Top Speed 65 - 68 MPH	1
08-PA-1110	NFPA Vehicle Top Speed Statement (Revised 1/2/2024)	1
REAR SINGLE AXLE SUSPENSION OPTIONS		
08-R0-0025	Single Axle Suspension - 27,000# - Reyco Granning Spring - CORE	1
REAR TIRES		
10-GR-0120	Goodyear 12R22.5 (H) Rear - Armor Max MSA (Mud/Snow) - 27,120# - 68mph	1
10-W0-3000	Inner and Outer Rear - SA - Aluminum Wheels	1
10-WP-0240	Alcoa Dura-Black Finish - Rear Rim	2
10-X0-0310	Satin Black Finish "Lincoln Hat" Hub & Nut Covers (Rear Wheels)	2
10-GW-0122	Tire Pressure Monitoring Device - 2 Axles (Front & Rear) - LED Alert	1
08-RS-0500	Axle & Chassis Laser Alignment	1
AIR SYSTEM - BASE SYSTEM		
09-A0-10WF	Air System - Color Coded Nylon Air Lines - Single Axle - CORE	1
09-A0-1204	Bendix AD-9 Air Dryer	1
09-D0-0102	Air Tank Drains - Manual	1
09-F0-0201	Air Auto Eject - Kussmaul w/Weatherproof Cover	1
09-F0-0212	Cab Exterior Mounted - Behind the Driver's Door	1
09-F0-0370	Black Air Auto-Eject Cover	1
ABS BRAKE SYSTEMS		
09-L0-0400	ABS Brake System - 4 Wheel - Meritor/Wabco	1
09-LB-1110	ABS Mud & Snow Selector Switch	1
09-RS-1010	Stability Enhancement System - 4 Wheel - Meritor/Wabco	1
TIRE CHAINS		
08-T0-0110	Automatic Tire Chains - On-Spot Brand	1
ENGINE		
13-EU-6425	Cummins L9 - 450 HP - 1400 Radiator	1
13-A0-1400	Engine Cooling System Radiator - 1400 Sq. In.	1
13-A0-1450	Engine Coolant Recovery System	1
13-A0-1500	Charge Air Cooler - Engine Air Intake	1
13-A0-1800	Long Life Coolant	1
13-A0-1900	Premium Cooling System Hoses	1
13-A0-1960	Constant Torque Cooling System Clamps - Entire System	1
13-A0-1974	Heater Shut Off Valves	1
13-EV-0010	EPA24 Clean Idle Label	1
13-I0-0010	Engine Air Intake Filter, Fleetguard	1
13-L0-0002	Engine Oil - First Fill	1
13-LD-5100	Engine Magnetic Drain Plug	1
13-ND-0210	Engine Brake - Cummins L9 Engine	1
13-PO-2300	Fast (High) Idle - Manual Select - Auto Low Voltage	1
13-V0-0120	Auxiliary Engine Cooler - Sendure	1
13-V0-0210	Spark Arrestor - Air Intake	1
13-V0-3020	Fan Clutch - Fully Variable Fan Drive	1
13-Y0-0621	Compliant Exhaust Treatment System - L9 >360	1
13-Y0-1611	Cummins Aftertreatment System - L9 - >360	1
13-Y0-3010	Stainless Tailpipe - Curb Side - 90° Exit - Straight Cut End	1
13-Y0-6010	Exhaust Tailpipe Diffuser	1
13-Z0-0015	DEF System - 5 Gallon Reservoir - ISL	1
TRANSMISSION		
14-C0-3040	Allison 3000EVS Automatic Transmission	1
14-C0-5100	Transmission Magnetic Drain Plug	1
14-D0-0100	Transmission Fluid - Allison TES-389	1
14-ER-0100	Five Speed Allison Programming - 3000EVS	1
14-ET-0100	Automatic Neutral Programming - 2500 EVS / 3000EVS / 4000EVS	1
14-HF-0100	Drivertrain Fluid Monitoring System	1
DRIVELINES		
14-W0-1100	1760 Series Drivelines	1



<b>FUEL TANK</b>		
25-A0-2000	Fuel Tank - Steel - 50 Gallon - Stainless Straps	1
25-V0-0000	Reinforced Fuel Lines	1
25-V0-1102	Fuel Shut Off Valve	1
25-F0-0200	Fuel Filter - Cummins - Factory	1
<b>ALTERNATOR</b>		
45-D0-2360	360 Amp Alternator - Niehoff	1
<b>CAB MODEL</b>		
40-C0-9230	3/16" Alum - MFDxl - 1871 - 12" Pulled Fwd Raised Roof - FULL LENGTH DOORS	1
14-ES-0200	Transmission Selector - Push Button Type	1
14-ES-0400	Transmission Fluid Check - Transmission Selector	1
40-DH-5201	Exterior Door Handles - Black Finish	1
40-DH-6015	Cab Entry Steps, Full Length Doors, 100" W cabs - CORE	1
40-DH-8020	Cab Entry Steps - Black Finish	1
40-DH-7010	DEF Fill, Left Rear Crew Step Area	1
<b>AC/HEAT/DEFROST</b>		
40-U0-0195	Overhead Heater / Defroster - 12" RR/100"W - CORE	1
40-U0-0310	Defroster Fans - Overhead Mounted, Inboard	1
40-U0-0470	45K BTU AC / 33.4K BTU Heat - Ceiling Mounted Evaporator - Single Condenser	1
40-U0-0620	Cab Climate Control Insulation Package	1
<b>NOISE SUPPRESSION</b>		
45-E0-0100	EMI/RFI Noise Suppression	1
<b>BATTERY MOUNTING TRAYS AND COVERS</b>		
45-NS-0802	Stainless Steel Battery Tray	1
45-NU-0710	Battery Jumper Studs	1
<b>BATTERY SYSTEMS</b>		
45-NU-035F	Single Battery System - 4 Group 31 - CORE	1
45-NU-0410	Battery Bus Bars	1
45-NU-0462	Battery On Indicator Light - External View	1
45-T0-0665	40 Amp - Kussmaul - Chief Series W/ 12 Vdc - Comp Option - Auto Charge 4012	1
09-X0-0900	Kussmaul - Auto Air 091-9-12 Vdc Compressor	1
45-T0-6130	Kussmaul Remote Control Panel - Kussmaul Charge	1
45-T0-6210	Charge Indicator Panel on Driver's Seat Box	1
45-Z0-1193	Kussmaul 20 Amp - 120V- Super Auto Eject - Custom Cabs CORE	1
45-Z0-1335	Standard Cover, Kussmaul 091-55-XX	1
45-Z0-1382	Black Auto-Eject Cover	1
45-Z0-1505	Electrical Inlet Location- Cab Exterior Mounted - Behind the Driver's Door	1
<b>CAB INTERIOR</b>		
45-P5-0140	Cab Interior Appointments and Options - MFDxl CORE -- 1871 & Spectr II	1
40-DE-0300	Engine Enclosure - Vinyl Covering - Acoustiblok	1
40-DE-1030	Painted Interior Door Panels	1
40-DE-2010	Interior Padding - Standard Ceiling	1
40-DE-2020	Interior Padding - Standard Rear Wall	1
40-DE-2060	Floor Material - Acoustical Wear Mat	1
40-DE-3050	Door Reflective Material, SecuriTrim - Custom Chassis, 4 Door	1
<b>CAB STEERING WHEEL AND COLUMN</b>		
40-DE-7030	Steering Wheel and Column - 4Front - 100" - CORE	1
<b>CAB INTERIOR GRAB HANDLES</b>		
40-DH-0260	Grab Hndls - Inside - Driver's, Officer's A-Post and Both Crew Doors	1
<b>OFFICER'S RADIO BOX</b>		
40-DH-1220	Officer's Radio Compartment (Beneath Seat) With Door	1
<b>OPEN COMPARTMENT LIGHT OPTIONS</b>		
40-1C-0114	Open Cmpmnt Lght-Red Flashing-Whelen OS LED w/ blk flange	1



CAB INTERIOR LIGHTING		
40-LD-0505	Six (6) Whelen CREGCS 6" White/Red LED Dome Lights	1
40-LD-3010	Cab Dome Lighting Activation	1
40-LD-4010	Step Nose LED Lighting - WHITE/RED	1
40-LD-5184	Cab Door Controlled	1
DASH AND SWITCH HOUSING		
40-U0-6050	Driver's Overhead 12-Place (6 over 6) Switch Panel - CORE	1
40-U0-6060	Rugged Driver and Officer Dash Enclosure - CORE	1
40-U0-7010	Officer Side Open Storage Slots in Dash - CORE	1
INSTRUMENTATION		
40-V0-0105	Instrumentation (J1939) and Controls - CORE	1
40-V0-0120	Audible Turn Signal Reminder	1
40-V0-0122	Audible Lights On Reminder	1
40-V0-0124	Audible Parking Brake Reminder	1
40-V0-0130	Dual Trip Odometers	1
40-V0-0148	Odometer Activated While in Pump Mode	1
40-V0-0150	Low Fuel Warning Light and Alarm	1
40-V0-0152	Transmission Temperature Warning Light and Alarm	1
40-V0-0154	Low Voltage Warning Light	1
40-V0-0156	Air Cleaner Restriction Indicator	1
40-V0-0160	Low Coolant Warning	1
SWITCHES AND SWITCH PANELS		
40-X0-1120	Forward Engine Enclosure Console - Manual Switches - CORE	1
40-V0-0502	Parking Brake Control - Driver's Dash	1
40-X0-1200	Engine Enclosure Storage Tray with Recessed Cupholders	1
40-X0-1415	USB-A/USB-C Charging Ports - Driver's and Officer's Area	1
40-Z0-0014	Battery Switched Power	1
40-X0-1422	Outside Temperature Monitor	1
ELECTRICAL SYSTEM		
45-NS-0350	Apparatus Base Digital Electrical System - Class1 Multiplex - CORE	1
45-NS-0210	Information Display Module - Driver's Position	1
PUMP SHIFT		
40-X0-7000	PUMP SHIFT	1
40-X0-7050	Pump Shift, w/Label, Indicator Lgts, Mtd Cab/PPnl	1
BACK-UP CAMERA		
40-YC-3815	Back-Up Camera System, ASA Audiovox, Custom Chassis	1
40-YC-3820	Observation Monitor - 7" LCD - Waterproof, Custom Chassis	1
40-YC-4005	Monitor Mounting - Overhead Position - Driver, Custom Chassis	1
40-YC-3840	Camera - Color - Rear - High Performance - White Housing	1
40-YC-4100	Operation - Battery Powered	1
40-YC-4205	Camera Mounting - Body Rear - Shipped Loose	1
CAB 12VDC POWER		
40-Z0-0003	12 Vdc Power Selections For Accessories, Radios and Chargers - CORE	1
40-Z0-0005	(2) 12 Vdc Power Point Sockets w/ Rubber Plugs - Driver/Officer	1
40-Z0-0012	Battery Direct Power	1
40-Z0-0210	12Vdc Power Circuits - Radio and/or Accessories	1
40-Z0-0300	Location - Power Panel	1
40-Z0-0810	(1) NMO Mount - Radio Antenna Wiring - Officer's Side Forward	1
40-Z0-0857	Location - Officer's Seat Area	1
40-Z0-0900	Antenex NMO Black Weatherproof Cap	1
40-Z0-0830	(1) NMO Mount - Radio Antenna Wiring - Driver's Side Forward	1
40-Z0-0857	Location - Officer's Seat Area	1
40-Z0-0900	Antenex NMO Black Weatherproof Cap	1
CAB 120 VAC POWER		
40-Z0-0415	(2) Cab 120-Volt ac Circuits - CORE	1
40-Z0-0515	Location - (2) Engine Enclosure Top - CORE	1
40-Z0-0650	Electrical Outlet, Conf #5, Duplex, 120V/20A Straight Blade	2
40-Z0-0670	Power Source - Shoreline Connection	2
CAB EXTERIOR		
40-D0-0900	Cab Crashworthiness Test	1



<b>CAB EXTERIOR GRAB HANDLES</b>		
40-DH-2100	Exterior Grab Handles - 24" Long	1
40-DH-4110	Warning Light / Turn Signal, Cab Handrails	1
40-DH-5101	Exterior Grab Handles - Black Finish	1
<b>CAB GRILLES AND HEADLIGHT TRIM</b>		
40-DZ-0220	US Fire Stylized Stainless Front Grille - 1871	1
40-DZ-3002	Cab Grille - Black Finish	1
<b>ICC LIGHTING</b>		
55-02-1002	Custom Cab - Cab - LED - ICC Lighting - Whelen OS Series	1
55-02-1122	Custom Cab - Cab - LED - ICC Lighting - Black Finish	1
55-03-0165	Headlights - HIVIZ LED - Daytime Running Halo Ring - Custom Cab	1
55-03-0170	Headlights - Upper Position	1
55-03-0185	Headlights - Custom Cab - Black Finish	1
55-04-0755	Frnt Turn Signal - Whelen 600 LED - Outside Hdlt - Custom Cab	1
55-04-0855	Lens Color - Clear	1
55-04-0910	Light Housing, Black Finish	1
<b>CHASSIS WARNING LIGHTS</b>		
57-04-3350	Upper Zone A, Lightbar, Frnt, Whelen - Freedom F4NV 72" LED Full Popul. 16 mods	1
57-20-3318	(4) Cab, Lower Front Warning - Zone A: Whelen - M6 - Linear Super LED, QUADS	1
57-03-2000	Red LEDs with Clear Lenses	1
57-20-3455	Cab, Lwr Light, Bezel - Black Finish	1
57-30-3314	(2) Bumper, Lower Side Warning - Zone B & D, Whelen - M6 - Linear LED	1
57-03-2000	Red LEDs with Clear Lenses	1
57-30-4010	Bumper Side Warning Lights, Bezel - Black Finish	1
<b>CAB MUD FLAPS</b>		
40-G0-1010	Cab Front Mud flaps	1
<b>CAB GROUND LIGHTS</b>		
40-G0-1300	Cab Ground Lights - LED Strip Lights	1
<b>MIRRORS</b>		
40-J0-2900	Mekra Lang - Heated & Remote Control Mirrors w/Convex, Black Finish	1
<b>CAB WINDOWS</b>		
40-K0-1000	Cab Side Windows - Fixed Glass	1
40-K0-2020	Electric Windows - Four Doors - Driver Additional Controls	1
40-KA-4022	Dark Gray-Lite Door Glass - Cab Side, Crew Doors and Rear (when spec'd)	1
<b>ENGINE MAINTENANCE LIGHT</b>		
40-LE-1002	Engine Maintenance Lights LED - Custom	1
<b>FENDERS</b>		
40-N0-0805	Cab Stainless Fender	1
40-N0-0807	Cab Fender - Black Finish	1
<b>CAB EXTERIOR REAR WALL</b>		
40-N0-1401	Exterior Rear Wall - Diamond Plate Overlay - Black Line-X Finish	1
<b>CAB EXTERIOR ROOF</b>		
40-N0-1615	Raised Roof - Diamond Plate Overlay - Black Line-X Finish	1
<b>CAB TILT</b>		
40-P0-0100	Cab Tilt - Electric Pump	1
40-P0-0400	Cab Tilt Road Interlock	1
<b>BACK-UP ALARM</b>		
55-06-0480	Back Up Alarm	1



<b>CAB AND CHASSIS PAINT</b>		
40-Q0-1201	Black Interior Paint, Black Spatter ABS Panels	1
40-Q0-2010	Headliner - Black	1
40-Q0-2110	Rear Wall Covering - Black	1
40-Q0-2210	Floor Covering - Black	1
40-Q0-2302	Door Panels - Black	1
	Two-Tone Cab Exterior Paint	
	Upper: US Fire Apparatus Black #1, FLNA 40421	
	Lower: US Fire Apparatus Red #1, FLNA 31979	
40-Q0-3020		1
40-Q0-3080	Cab Exterior Paint - PPG - Urethane	1
40-Q0-5030	Two Tone Cab Breakline Strip - Simulated Gold	1
<b>SEATING</b>		
40-RS-0005	Cab Seat Positions Template View	1
40-RS-0120	6 Passenger - Driver, Officer, (x2) Rear Facing OB, (x2) Fwd Facing Centr	1
40-RW-1010	Seat Position 1 - Driver's Seat	1
40-S0-1350	Highback - Air Ride Suspension - HO Bostrom - Sierra 500 - ABTS	1
40-RW-1020	Seat Position 2 - Officer's Seat	1
40-S0-4310	Highback - Air Ride Suspension - HO Bostrom - Sierra 500 - ABTS	1
40-RW-1030	Seat Position 3 - Rear Facing Left Outboard - Behind Driver	1
40-S0-5810	SCBA Fixed Bottom Cush - Fixed Mtg - HO Bostrom - Tanker 500 - ABTS	1
40-S0-9220	HO Bostrom SecurAll SCBA Locking Bracket	1
40-RW-1060	Seat Position 6 - Rear Facing Rt Outboard - Behind Officer	1
40-S0-5810	SCBA Fixed Bottom Cush - Fixed Mtg - HO Bostrom - Tanker 500 - ABTS	1
40-S0-9220	HO Bostrom SecurAll SCBA Locking Bracket	1
40-RW-1080	Seat Position 8 - Fwd Facing - Left Inside	1
40-S0-5810	SCBA Fixed Bottom Cush - Fixed Mtg - HO Bostrom - Tanker 500 - ABTS	1
40-S0-9220	HO Bostrom SecurAll SCBA Locking Bracket	1
40-RW-1090	Seat Position 9 - Fwd Facing - Right Inside	1
40-S0-5810	SCBA Fixed Bottom Cush - Fixed Mtg - HO Bostrom - Tanker 500 - ABTS	1
40-S0-9220	HO Bostrom SecurAll SCBA Locking Bracket	1
40-S0-6100	Forward Facing Seat Riser	1
40-S0-7420	Gray / Black Durawear Seat Covering	1
40-S0-8002	Seat Belt Warning Labels	1
40-S0-8990	Dealer or Fire Department Provided Helmet Restraints	6
40-S0-8997	Traffic Vests, Ship Loose to FD	6
40-S0-7225	US Fire Apparatus Seat Logos	1
40-S0-8015	Vehicle Data Recorder - CORE	1
40-S0-8016	Seat Belt Warning System Monitor Panel	1
<b>FRONT BUMPER / AUDIBLE WARNING</b>		
42-A4-0200	Front Bumper - Painted Formed - Black	1
01-V3-0024	Front Bumper Ext - 24" - Chassis	1
01-W0-0700	Chromed Tow Hooks Beneath Bumper	1
01-Z0-8052	Front Gravelshield - Chassis	1
01-Z0-8060	Black Line-X Finish Gravelshield	1
01-Z0-8504	Center Hosewell - Large - 24" Ext. - Chassis	1
01-Z0-8770	Hosewell Cover, Center - Hinged Diamondplate	1
01-Z0-8795	Hosewell Cover - Black Line-X Finish	1
01-Z0-8828	LED Lighting, Hosewell - Chassis	1
01-Z0-8802	Open Grate Mat, Hosewell	1
01-Z0-80C5	Line-X Coated Bumper Top Trim Guard	1
40-G0-1420	(1) Bumper Ground Light - 36" LED Strip Light	1
40-H0-1113	Dual Stutter Tone Air Horns - Bumper Recessed O/B Frame - Chassis	1
40-H0-1121	Air Horns - Black Finish	1
40-H0-1201	Air Horn Circuit Powered - Battery and Ignition	1
40-H0-1210	Air Horn Control - Lanyard	1
40-H0-1302	Air/Elec Horn-Strg Wheel Cntrl	1
40-H0-2070	Electronic Siren-Whelen-Model 295SLA1 (x2) Outboard Mtd Spkrs	1
40-H0-5412	Siren Head Mounting - Center Console Mounted	1
40-HA-2060	Siren Speakers - Two (2) - Cast Products - Outboard Mtd/Tapered Section	1



40-HA-2072	Siren Speaker - Black Finish	1
40-H0-3324	Q2B Mechanical Siren - Gravelshield Mtd - Driver's Side - Chassis	1
40-H0-3362	Q2B Mechanical Siren (Pedestal) - Black Chrome Finish	1
40-H0-5110	Siren Circuit Powered - Master Warning Light Switch	1
40-H0-5230	Siren Brake Switch - Driver and Officer Control	1
40-H0-5350	Siren Control - Driver & Officer Foot Switches	1
40-Q0-1082	Black Gloss Enamel Painted Bumper	1

**CAB FRONT/SIDE LED SCENE LIGHTING**

58-10-8008	(1) Front Cab Brow LED Scene Light	1
58-10-8600	Hi Output LED Forward Brow Light, HiViz 72"	1
58-10-8902	Black Brow Light Housing	1
58-18-0304	Switching, Three Swithces, 12V, Driver Cab, HiViz 72" Brow	1

**\*\*\*\*\*CHASSIS MODIFICATIONS\*\*\*\*\***

**WINDOW TINT**

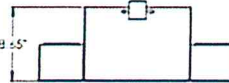

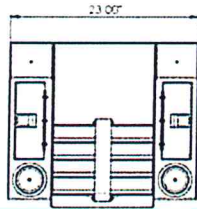
15-A2-0255	Window Tint - Windshield and Driver/Officer Door Note: 70% Ceamic tint shall be provided on the windhsield, driver and officer's windows	1
15-A2-0255	Window Tint - Fixed Windows and Crew Doors Note: 5% Ceramic tint shall be provided on the cab fixed windows and crew door windows	1

**CAB CONSOLE**

15-A2-0270	FMI: Deluxe Map Box - FMI-51150-B	1
------------	-----------------------------------	---



• Mounting hardware not included



15-A2-0280	FMI: 3 Cell Glove Box - FMI-51510-B Note: Mount at final inspection	1
------------	--	---



• Mounting hardware not included

**EMS COMPARTMENT / ACCESSORIES**

15-A2-0290	Compartment - Center Rear Facing EMS The EMS compartment shall be located immediately to the rear of the engine enclosure, match the height and width. The top of the EMS compartment shall include a 2" lip with four-(4) cup holders. The EMS compartment shall be spray-lined with Black Line-X materials	1
15-A2-0295	Door - Center Rear Facing EMS Compartment, Cargo Net	1
15-A2-0300	Light - EMS Compartment, LED Strip The interiemo EMS compartment light shall be switch on top of the EMS compartment, adjacent to the USB-A/C outlet	1
15-A2-0305	Shelf - Adjustable, Center Forward Facing EMS Compartment	1



<b>CAB INTERIOR ACCESSORIES</b>		
15-A2-0320	12-Volt Dual USB Charging Port - Cab Mounted, Kussmaul 091-264 (USB-A/C) Locate one-(1) per side on the top of the EMS compartment, outboard the cub holders	2
15-A2-0325	Interior Trim - Mounting Plate, Engine Tunnel	1
15-A2-0330	Fuse Block - 12-Volt 6-Place Location: TBD	1
15-A2-0335	Outlet Strip - Six (6) Place, 120-Volt AC Location: TBD	1
<b>RADIO EQUIPMENT</b>		
15-A2-0350	Radio Installation - Customer Supplied	2
15-A2-0355	Radio Antenna Mount - MNO Note: In addition to the radio mount provided with the chassis	1
<b>VISUAL COMMUNICATIONS</b>		
15-A2-0370	Camera Installation - Chassis Supplied The camera shall be located on the center rear of the apparatus, above the B1 compartment, with Cast aluminum guard	1
<b>*****NFPA SAFETY SIGNS*****</b>		
18-A2-0220	Safety Signs - General Requirements	1
18-A2-0420	Safety Signs - Battery Explosion, FAMA01	1
18-A2-0620	Safety Signs - Rotating Shafts, FAMA02	1
18-A2-0820	Safety Signs - Hot Surfaces, FAMA03	1
18-A2-1020	Safety Sign - Hot Exhaust, FAMA04	1
18-A2-1220	Safety Sign - Spinning Fan, FAMA05	1
18-A2-1420	Safety Signs - Seated & Belted, FAMA07	1
18-A2-1620	Safety Sign - Air Conditioning Refrigerant, FAMA09	1
18-A2-1820	Safety Sign - Cab Equipment Mounting, FAMA10	1
18-A2-2020	Safety Sign - Fire Service Tire Rating, FAMA12	1
18-A2-2220	Safety Sign - Electronic Stability Control, FAMA13	1
18-A2-2420	Safety Sign - Cab Seating, FEMA14 Seating Capacity of 6 Personnel	1
18-A2-2620	Safety Signs - Helmet Worn in Cab, FAMA15	1
18-A2-2820	Safety Sign - Vehicle Backing, FAMA17	1
18-A2-4020	Safety Signs - Intake/Discharge Cap Pressure, FAMA18	1
18-A2-4220	Safety Signs - Hose Restraint Required, FAMA22	1
18-A2-4420	Safety Signs - Climbing Method Instruction, FAMA23	1
18-A2-4620	Safety Signs - Riding on Exterior, FAMA24	1
18-A2-4820	Safety Sign - Pump Training, FAMA25	1
18-A2-6020	Safety Signs - No-Step, FAMA26	1
18-A2-6220	Safety Sign - Siren Noise, FAMA42	1
18-A4-1020	Safety Sign - Apparatus Movement Warning	1
18-A6-0220	Plate - Fluid Capacity	1
18-A6-0420	Plate - Overall Height/Length/Weight	1
<b>*****PUMP ENCLOSURES / PUMPS / COMPONENTS / ACCESSORIES*****</b>		
<b>PUMP MODULE - SIDE MOUNT EXTRUDED ALUMINUM</b>		
20-A2-0220	USFA- Manufactured Pump Module	1
20-A2-0225	Attached Pump Module	1
20-A2-0230	PUMP PANELS - Black Anodized Aluminum	1
20-A2-0235	Pump Module - Enclosed W/Painted Roll-Up Doors	1
20-A2-0240	Pump Panel - Fully Hinged, Right Side	1
20-A2-0245	Access Panel - Front Pump Module w/Door	1
20-A2-0250	Lights - Left & Right Side Pump Panel, OnScene LED Access	1
20-A2-0255	Light - Pump Compartment, LED	1
20-A2-0260	Trim - Dunnage Area, Tread Plate (Walls and Floor) The floor shall have drain holes. Note: Dunnage area to be bed lined Black	1
20-A2-0265	Partition - Dunnage Area Note: A partition shall be provided on the floor of the dunnage area around the monitor to keep loose items from interfering with the operation of the monitor	1
20-A2-0270	Switch - Hosebed Light, Pump Panel	1
20-A2-0275	Switch - Pump Panel Exterior/Interior Lights, Pump Panel	1
20-A2-0280	Switch - Air Horn, Pump Panel	1
20-A2-0285	Heat Pan w/Heater - Pump House Note: The heat panel shall be fully removable for summer ops/service work	1



PUMP PANEL ACCESSORIES		
20-A2-0300	Gauges - Master Suction/Pressure, 4-1/2" White Face, IC	1
20-A2-0305	Pressure Governor - FRC Pump Boss MAX PBA501-D00	1
20-A2-0310	Return Line - Fill Subsurface	1
20-A2-0315	Gauges - 2-1/2" Pressure, White Face	1
20-A2-0320	Gauge Bezels - Color Coded	1
20-A2-0325	Gauge Heaters - MC Products, 6 Gauges	2
20-A2-0330	Tags - Pump Panel, Color Coded (Metal)	1
PUMP AND COMPONENTS		
20-A2-0345	Pump System - 1500 GPM Single Stage, Hale QMAX-XS	1
20-A2-0350	Mechanical Seal - Hale	1
20-A2-0355	Manual Override For Pump Shift	1
20-A2-0360	Priming System - Trident EP - AirPrime - 31.001.7 Manual	1
20-A2-0365	Anodes - Pump Corrosion (Each)	3
20-A2-0370	Valve - Master Pump Drain	1
20-A2-0375	Manual Drains, 3/4" Lift-Up Type	1
20-A2-0380	Pump Test Points - Hale	1
20-A2-0385	Certification: Third Party Pump Testing (NFPA 1900)	1
20-A2-0390	Plate - Pump Test Certification	1
STEAMER INLETS		
20-A2-0405	Suction Headers - (2) 6" w/Long Handle Cap, Left & Right Side	1
20-A2-0410	Master Intake Valve - Electric, Hale MIV-E	2
20-A2-0410	Valve - Thermal Relief Valve w/Light & Alarm, Hale TRV-L	1
20-A2-0415	Intake Relief Valve Note: Preset to 125 PSI	1
TANK TO PUMP		
20-A2-0430	Tank-To-Pump - 3" Valve w/Electric Control	1
TANK FILL		
20-A2-0445	Tank Fill - 2" Valve w/Electric Control	1
COOLERS		
20-A2-0460	Cooler - Engine, 1/2" Line w/ 1/4 Turn Valve	1
20-A2-0465	Cooler - Pump, 3/8" Line w/ 1/4 Turn Valve	1
PLUMBING		
20-A2-0480	Plumbing - Stainless Steel	1
20-A2-0485	Plumbing - Stainless Steel Foam Manifold	1
20-A2-0490	Plumbing Finish - Natural	1
APPARATUS VALVES		
20-A2-0505	Intake Valves - Akron Brass 8800 Series	1
20-A2-0510	Discharge Valves - Akron Brass 8800 Series	1
AUXILLIARY INLETS		
20-A2-0525	Suction - Left Side, 2-1/2" Valve w/Swing Control at Valve	1
20-A2-0530	Suction - Right Side, 2-1/2" Valve w/Swing Control at Valve	1
FRONT BUMPER DISCHARGE		
20-A2-0545	Discharge - Front Bumper in Hose Well (Center Compartment)	1
20-A2-0550	Discharge - Front Bumper, 2-1/2" Valve w/Push Pull Control Note: The plumbing shall terminate within the center bumper compartment with a 2-1/2" chicksan swivel	1
20-A2-0555	Valve - Front Bumper Discharge Blow Out	1
SPEEDLAYS		
20-A2-0570	Speedlays (3) - (2) 2" Valves / (1) 2-1/2" Valve w/Push Pull Control Note: The speedlays shall be full enclosed within the pump compartment. The center of the speedlays troughs shall be full removable for service access to the pump	1
20-A2-0575	Trays - Removable Speedlay (3)	1
20-A2-0580	Trays - ADDITIONAL Removable Speedlay (3)	1
20-A2-0585	Covers - Hypalon End Flaps w/Bungee Cords, Speedlays	1
20-A2-0590	End Flaps Color: Black	1



LEFT PANEL DISCHARGES		
20-A2-0605	All 2-1/2" Side Discharge Outlets Terminate 30-Degree Elbows / Caps	1
20-A2-0610	Discharges (2) - Left Side, 2-1/2" Valve w/Push-Pull Control	1
RIGHT PANEL DISCHARGES		
20-A2-0625	All 2-1/2" Side Discharge Outlets Terminate 30-Degree Elbows /Caps	1
20-A2-0630	Discharge - Right Side, 2-1/2" Valve w/Push-Pull Control	1
20-A2-0635	Discharge - Right Side, 4" Valve w/Electric Control	1
20-A2-0640	Elbow - 4" FNST x 4" Storz 30 Degree, Kochek SKE44R-H52	1
20-A2-0645	Cap w/Chain - 4" Storz, Kochek CCS07	1
DECK GUN		
20-A2-0660	Discharge - Deck Gun, 3" Valve w/Electric Control	1
20-A2-0665	Telescoping Waterway - 3" Electric, TFT XGA38PL-RL Extend-A-Gun	1
20-A2-0670	Monitor - Electric Deck, TFT Typhoon Y5-E11A	1
20-A2-0675	Monitor Control - Panel Mount, TFT Y4E-RP	1
20-A2-0680	Master Stream Nozzle - Electric Monitor, TFT M-ERP1500-NN	1
20-A2-0685	Monitor Control - Wireless Remote, TFT YE-RF-900	1
HOSE BED PRE-CONNECT		
20-A2-0700	Discharge - Left Front Hose Bed, 2-1/2" Valve w/Push-Pull	1
20-A2-0710	Cap w/ Chain - 2-1/2"	1
FOAM SYSTEM		
20-A2-0725	Foam System - Hale SmartFoam 3.3	1
20-A2-0730	Gauge - Class A Foam, FRC Tank Vision Pro WLA360-A00	1
20-A2-0735	Tank Switch (1) Low Level	1
20-A2-0740	Valve - Waterway Check	1
20-A2-0745	Fittings - Integral Check Valve/Injector	1
20-A2-0750	Strainers - Foam Concentrate - Flushing Systems	1
20-A2-0755	Control Cables	1
20-A2-0760	Flowmeter - w/Display Unit	1
20-A2-0765	Placard - Operating System, Single Tank	1
20-A2-0770	NFPA Test - Foam Proportioning Systems	1
20-A2-0775	Foam Tank, Polypropylene, Class A, 30 Gallons	1
FOAM OUTLET LOCATIONS:		
20-A2-0790	Foam Outlet - Discharge Front Bumper	1
20-A2-0795	Foam Outlet - Speedlay No. 1	1
20-A2-0800	Foam Outlet - Speedlay No. 2	1
20-A2-0805	Foam Outlet - Speedlay No. 3	1
20-A2-0810	Foam Outlet - Left Front Hose bed	1
*****WATER TANKS / COMPONENTS / ACCESSORIES *****		
WATER TANK		
30-A2-0220	Water Tank - Polypropylene, 1000 Gallons	1
30-A2-0225	Certification - NFPA Water Tank Size	1
30-A2-0230	Tank Sleeve - Poly Note: For left rear discharge	1
30-A2-0235	Gauge - Water Level, Tank Vision Pro WLA300-A00	1
30-A2-0240	Lights (EACH) - Water Level, FRC MAXVISION WLA280-A00 Locations: One-(1) per side on the extended portion fo the cab, and one-(1) on the driver's side rear of the apparatus Activation: Park Brake	3
*****PUMPER / TANKER BODIES*****		
50-A2-0220	Body - 102" Wide, Extruded Aluminum	1
50-A2-0225	Body Sub Frame - Extruded Aluminum	1
50-A2-0230	Body/Compartment Construction - 102" Wide Body	1
50-A2-0235	Wheel Well Panels & Fenders - Body, Painted Aluminum	1
50-A2-0240	Fenderettes - Polished Stainless Steel Note: Fenderettes to be coated with Black Bed Liner	1
50-A2-0250	Hose Bed - 67-1/2" Wide	1

<b>COMPARTMENT LAYOUT - LEFT SIDE RESCUE STYLE</b>		
<b>Compartment L1:</b>		
50-A2-0260	Interior Dimensions: ~30"W x 70-1/4"H x 15" Upper/28"D Lower Door Opening: ~28"W x 60-7/8"H	1
50-A2-0265	Vent - Compartment, Louvered	2
50-A2-0270	Compartment Door - Roll Up, Painted Finish	1
50-A2-0275	Pull Down Strap - Compartment DoorNote: Bungee Style	1
50-A2-0280	Light - Compartment, LED Strip Note: Two-(2) Full Height LED Strips per Compartment	2
50-A2-0285	Shelf - Permanent, Smooth Aluminum Location: Depth Break Note: To be Bolt-In type	1
<b>Compartments L2:</b>		
50-A2-0305	Interior Dimensions: ~58"W x 38"H x 15"D Door Opening: ~56"W x 28-5/8"H	1
50-A2-0310	Vent - Compartment, Louvered	2
50-A2-0315	Compartment Door - Roll Up, Painted Finish	1
50-A2-0320	Pull Down Strap - Compartment DoorNote: Bungee Style	1
50-A2-0325	Light - Compartment, LED Strip Note: Two-(2) Full Height LED Strips per Compartment	2
50-A2-0330	Tool Board - Pac Trac Location: Rear Compartment Wall	1
<b>Compartment L3:</b>		
50-A2-0345	Interior Dimensions: ~48"W x 70-1/4"H x 15" Upper/28"D Lower Door Opening: ~46"W x 60-7/8"H	1
50-A2-0350	Vent - Compartment, Louvered	2
50-A2-0355	Compartment Door - Roll Up, Painted Finish	1
50-A2-0360	Pull Down Strap - Compartment DoorNote: Bungee Style	1
50-A2-0365	Light - Compartment, LED Strip Note: Two-(2) Full Height LED Strips per Compartment	2
50-A2-0370	Shelf - Permanent, Smooth Aluminum Location: Depth Break Note: To be Bolt-In type	1
<b>COMPARTMENT LAYOUT - RIGHT SIDE RESCUE STYLE</b>		
<b>Compartment R1:</b>		
50-A2-0260	Interior Dimensions: ~30"W x 70-1/4"H x 15" Upper/28"D Lower Door Opening: ~28"W x 60-7/8"H	1
50-A2-0265	Vent - Compartment, Louvered	2
50-A2-0270	Compartment Door - Roll Up, Painted Finish	1
50-A2-0275	Pull Down Strap - Compartment DoorNote: Bungee Style	1
50-A2-0280	Light - Compartment, LED Strip Note: Two-(2) Full Height LED Strips per Compartment	2
50-A2-0285	Shelf - Permanent, Smooth Aluminum Location: Depth Break Note: To be Bolt-In type	1
<b>Compartments R2:</b>		
50-A2-0305	Interior Dimensions: ~58"W x 38"H x 15"D Door Opening: ~56"W x 28-5/8"H	1
50-A2-0310	Vent - Compartment, Louvered	2
50-A2-0315	Compartment Door - Roll Up, Painted Finish	1
50-A2-0320	Pull Down Strap - Compartment DoorNote: Bungee Style	1
50-A2-0325	Light - Compartment, LED Strip Note: Two-(2) Full Height LED Strips per Compartment	2
50-A2-0330	Tool Board - Pac Trac Location: Rear Compartment Wall	1
<b>Compartment R3:</b>		
50-A2-0345	Interior Dimensions: ~48"W x 70-1/4"H x 15" Upper/28"D Lower Door Opening: ~46"W x 60-7/8"H	1
50-A2-0350	Vent - Compartment, Louvered	2
50-A2-0355	Compartment Door - Roll Up, Painted Finish	1
50-A2-0360	Pull Down Strap - Compartment DoorNote: Bungee Style	1
50-A2-0365	Light - Compartment, LED Strip Note: Two-(2) Full Height LED Strips per Compartment	2



50-A2-0370	Shelf - Permanent, Smooth Aluminum Location: Depth Break Note: To be Bolt-In type	1
<b>Compartment B1:</b>		
50-A2-0525	Interior Dimensions: ~35"W x 50-1/2"H x 28"D Door Opening: ~33"W x 41-7/8"H	1
50-A2-0530	Vent - Compartment, Louvered	2
50-A2-0535	Compartment Door - Roll Up, Painted Finish	1
50-A2-0540	Pull Down Strap - Compartment Door Note: Bungee Style	1
50-A2-0545	Light - Compartment, LED Strip Note: Two-(2) Full Height LED Strips per Compartment	2
50-A2-0550	Tray - 500 Pound Roll-Out, 24-28" Deep Location: Compartment Floor Mounted	1
<b>REAR BODY CONSTRUCTION - PUMPER / TANKERS</b>		
50-A2-0575	Rear Body Construction - Flat Back Design	1
50-A2-0580	Step - Intermediate Rear, Aluminum Tread Plate Note: Intermediate rear step to be bed lined Black	1
<b>LADDER STORAGE</b>		
50-A2-0590	Compartment - Pike Pole/Ladder Storage, Right Side Beside Tank Capacity: One-(1) Alco-Lite FL-10, 10' Folding Attic Ladder One-(1) Alco-Lite PRL-14, 14' Roof Ladder One-(1) Alco-Lite PEL-24, 24' 2-Section Extension Ladder Two-(2) Pike Poles (10' and 12')	1
50-A2-0595	Tubes (2) - Pike Pole Storage Location: Ladder Compartment	1
<b>SUCTION HOSE STORAGE</b>		
50-A2-0610	Compartment - Suction Hose Storage, Top of Side Compartments Note: Each compartment shall store one-(1) 10' x 6" section of flexible suction hose and one-(1) NY Roof Hook. Reference FT1048	1
<b>WHEEL WELL STORAGE COMPARTMENTS</b>		
50-A2-0625	Compartment - Wheel Well Double Air Bottle, Left Front	1
50-A2-0630	Compartment - Wheel Well Single Air Bottle, Left Rear	1
50-A2-0635	Compartment - Wheel Well Double Air Bottle, Right Front	1
50-A2-0640	Compartment - Wheel Well Double Air Bottle, Right Rear	1
	Doors - Wheel Well Compartments, Painted Aluminum Note: Air bottle doors to be bed lined Black	4
<b>BODY TRIM / COMPONENTS</b>		
50-A2-0655	Body Trim Package Note: All body trim to be bed lined Black	1
	Guards (2) - Body Corner Stone, Front - Aluminum Tread Plate Note: Stone guard to be bed lined Black	1
50-A2-0675	Fuel Fill - Recessed w/Door, Left Side Note: Fuel fill door to be bed lined Black	1
50-A2-0680	Mud Flaps - Rear	1
50-A2-0685	Rub Rail - Extruded Aluminum Note: Rub rail to be bed lined Black	1
50-A2-0690	Step - 12" Rear, Aluminum Tread Plate Note: Rear step to be bed lined Black	1
50-A2-0695	Step - LED Lighted, Rear Locations: Passenger side beneath the ladder compartment	2
50-A2-0700	Access- Ladder, Alco-Lite SureStep Location: Driver's side rear	1
50-A2-0705	Light - LED Perimeter Illumination, Whelen PEL2B Note: For access ladder illumination	3
50-A2-0710	Tow Eyes (2) - Rear, Below Body	1
<b>HANDRAILS</b>		
50-A2-0720	Handrails - Rear Vertical (2), Knurled Aluminum	1
50-A2-0725	Handrail - Below Hose Bed, Knurled Aluminum	1
50-A2-0730	Handrails - (Additional), Knurled Aluminum Locate one-(1) per side above the suction hose storage compartments	2

<b>HOSE BED DIVIDERS / COVERS</b>		
50-A2-0735	Partition - Front of Hose Bed	1
50-A2-0740	Divider - Hose Bed, Pumper	3
50-A2-0745	Hand Hole in Hose Bed Divider	3
50-A2-0750	Cover - Aluminum w/End Flaps, Pumper (2-Piece Design)	1
50-A2-0755	Covers (1) - Fill Tower Access, Water/Foam	1
50-A2-0760	End Flap - Hypalon w/Bungee Cords, Hose Bed Note: Endflap to be weighted at the bottom with sand	1
50-A2-0765	Cover/End Flap Color: Black	1
<b>***** ELECTRICAL / COMPONENTS / ACCESSORIES *****</b>		
70-A2-2420	Electrical System - Body Multiplex, Class One ES-Key	1
70-A2-2425	Electrical System - 12 Volt Testing	1
70-A2-2430	12-Volt Wiring Protection - Split Loom	1
70-A2-2435	EMI/RFI Protection	1
<b>ALL LIGHTS SHALL HAVE BLACK WHELEN LIGHT BEZELS</b>		
<b>ZONE B/D UPPER BODY SIDE FRONT</b>		
70-A2-2465	Zone B/D Upper Body Side Front Lights (2) - Red w/Clear Lens M9 LED, Whelen M9RB One-(1) per side of the body, upper front corners	1
70-A2-2470	Lights (2) - M9 EZ LED Scene, Whelen M92SLB	1
<b>ZONE B/D UPPER BODY SIDE REAR</b>		
70-A2-2485	Zone B/D Upper Body Side Rear Lights (2) - Red w/Clear Lens M9 LED, Whelen One-(1) per side of the body, upper rear corners	1
70-A2-2490	Lights (2) - M9 EZ LED Scene, Whelen M92SLB	1
<b>ZONE C UPPER</b>		
70-A2-2505	Zone C Upper Outboard Lights (2) - Red w/Clear Lens M9 LED, Whelen M9RB One-(1) per side on the rear of the apparatus, upper outboard corners	1
70-A2-2510	Lights (2) - M9 EZ LED Scene, Whelen M92SLC	1
70-A2-2515	Upper Rear Scene Light Activation - Reverse Circuit	1
<b>Zone B &amp; D LOWER MIDSHIP</b>		
70-A2-2530	Zone B & D Lower Midship (2) - Red w/Clear Lens M6 LED, Whelen M6RB One-(1) per side on the body wheel well panels	1
<b>ZONE B/D LOWER</b>		
70-A2-2545	Zone B & D Lower Rear (2) - Red w/Clear Lens T-ION LED (Black Bezel) One-(1) per side below the lower front corner of the pump panel, within the rubrail One-(1) per side below the lower rear corner of the L1/R1 compartments, within the rubrail Two-(2) per side below the lower front and rear corner of the L3/R3 compartments, within the rubrails	4
<b>ZONE C LOWER</b>		
70-A2-2560	Zone C Lower Lights (2) - Red w/Clear Lens M6 LED, Whelen M6RB	1
70-A2-2565	Stop/Turn/Reverse Lights - LED, Whelen M6	1
70-A2-2570	Housing - Rear Tail Light Assembly, M6FBV4	1
<b>REAR DIRECTIONAL LIGHT</b>		
70-A2-2585	Light - LED Rear Directional, Whelen TAL65	1
70-A2-2590	Rear Directional Light Mounting - Surface Mount Note: The rear directional light shall be mounted below the intermediate rear step	1
70-A2-2595	Control Head Location - Traffic Light, Driver's Side Overhead	1
<b>MARKER / CLEARANCE LIGHTS</b>		
70-A2-2610	Lights- Clearance Amber LED	2
70-A2-2615	Lights - Clearance RED LED	9
<b>UNDERBODY LIGHTS</b>		
70-A2-2630	Light - 12" LED Underbody, Luma Bar H20 AY-9500-012 Locations: Beneath Driver's Side Pump Compartment, L3, Officer's Side Pump Compartment, R3 and (2) below the tailboard	6

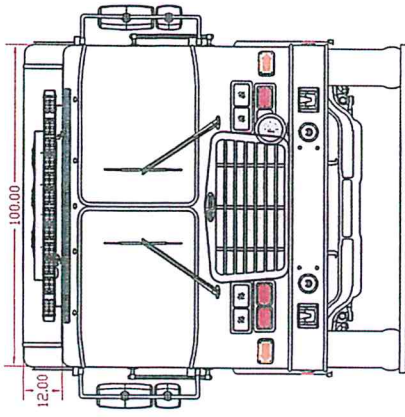


<b>HOSEBED LIGHTING</b>		
70-A2-2645	Light - 20" LED, Luma Bar H20 AY-9500-040 Note: Switched at pump panel	2
<b>PERIMETER LIGHTS</b>		
70-A2-2660	Light - LED License	1
<b>LIGHT TOWER - 12-VOLT</b>		
70-A2-2675	Light Tower - 12-Volt w/Whelen PFP2 LED Lights (4), Will-Burt NS2.3-600 WHL Location: Cab Roof	1
70-A2-2680	Controls - Light Tower, Panel Mount Note: Locate in the pump panel compartment	1
70-A2-2685	Color - Light Tower Option, Powder Coat Black	1
70-A2-2690	Shield - Light Tower, Painted Aluminum Note: Black, FLNA 40421 to match the upper portion of the cab	1
<b>*****INTERIOR / EXTERIOR FINISH / LETTERING / STRIPING*****</b>		
<b>80-A2-0220 EXTERIOR FINISH - BODY</b>		
80-A2-0220	Paint - Body, Two Tone (Paint break at top of body compartments)	1
80-A2-0225	Paint Color/Code: Red FLNA 31979 (US Fire Apparatus Red 1)	1
80-A2-0230	Paint Color/Code: Jet Black FLNA 40421 (US Fire Apparatus Black 1)	1
80-A2-0235		
<b>80-A2-0240 BODY / INTERIOR / FINISH</b>		
80-A2-0245	Interior Compartment Finish - Natural	1
80-A2-0250		
<b>80-A2-0255 EXTERIOR BLACK-OUT OPTIONS</b>		
80-A2-0260	Paint - Body Rub Rail, "Bed Lined"	1
80-A2-0265	Paint - Body Fenderettes, "Bed Lined"	1
80-A2-0270	Paint - Dunnage Area, "Bed Lined"	1
80-A2-0275	Paint - Upper Walkway & Body, "Bed Lined"	1
80-A2-0280	Paint - Hose Bed Covers, "Bed Lined"	1
80-A2-0285	Paint - Wheel Well Compartment Doors, "Bed Lined"	4
80-A2-0290	Paint - Fuel Fill Door, "Bed Lined"	1
80-A2-0295	Paint - Rear Tailboard, "Bed Lined"	1
80-A2-0300	Paint - Body Handrails & Stanchions, "Bed Lined"	1
80-A2-0305	Paint - Rear Tail Light Bezels, "Bed Lined"	1
80-A2-0310	Paint - Body Trim, "Bed Lined"	1
<b>SCOTCHLITE STRIPE - NFPA</b>		
80-A2-0255	Stripe - Scotchlite, 1-4-1 Triple	1
80-A2-0260	Striping Color: Black	1
80-A2-0265	Pin Stripe/Secondary Stripe Color: Black	1
80-A2-0270	Striping Layout: Reverse "Z" Design, Body Compartment Doors	1
<b>REAR CHEVRON</b>		
80-A2-0290	Striping - Rear Body, Reflective Chevron	1
80-A2-0295	Chevron Striping Colors: 3M Red & Black	1
	Striping - Front Bumper, Reflective Chevron Note: Red/Black Chevron on front bumper	
80-A2-0305	Reflective Material - Designated Walking Surfaces	1
<b>LETTERING / SIGNS / PLAQUES</b>		
80-A2-0320	Lettering - 4" Gold w/Shade	1
80-A2-0325	Decals/Maltese Cross (2)	1



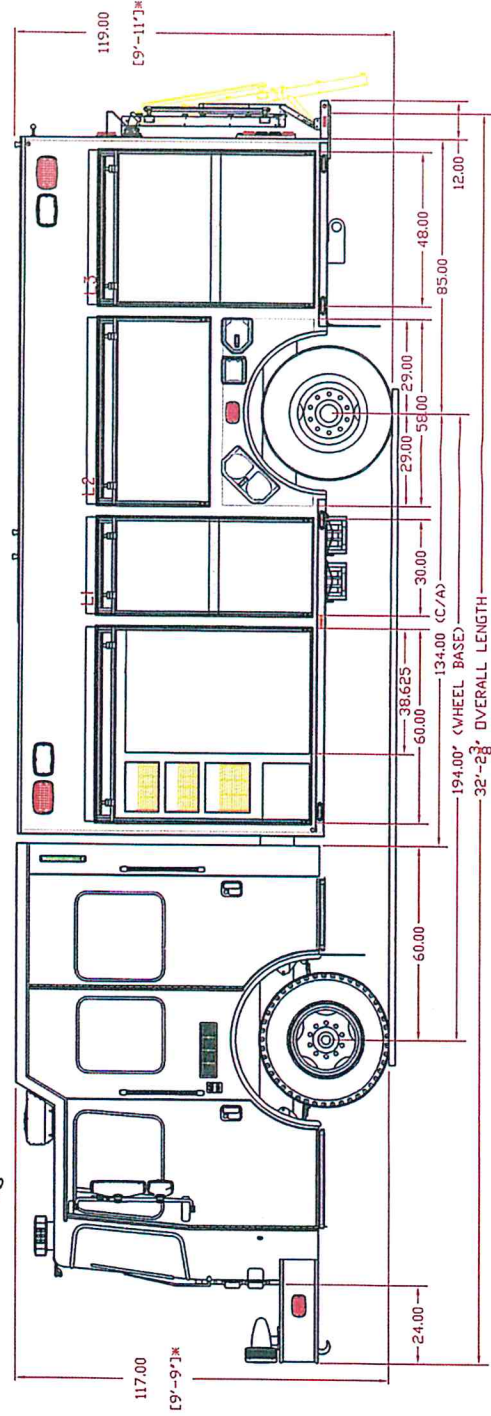

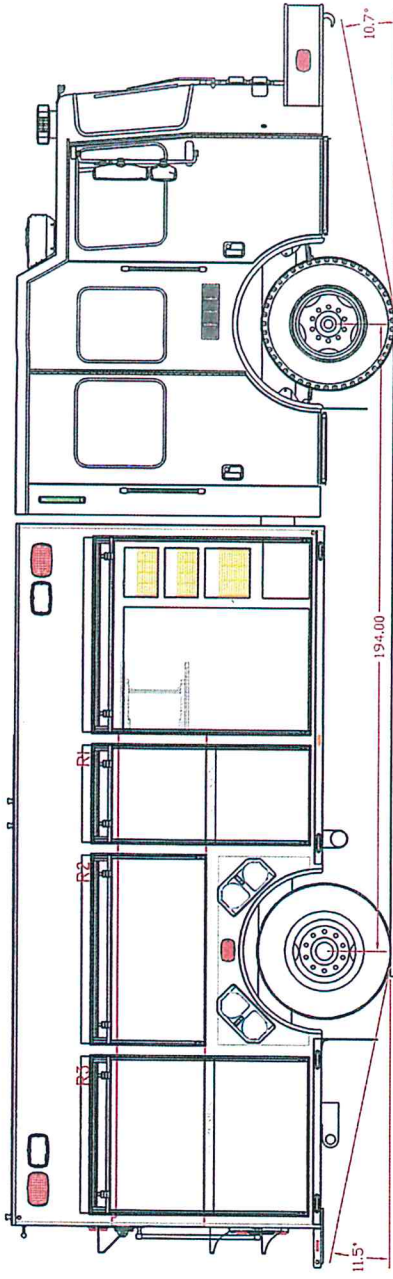
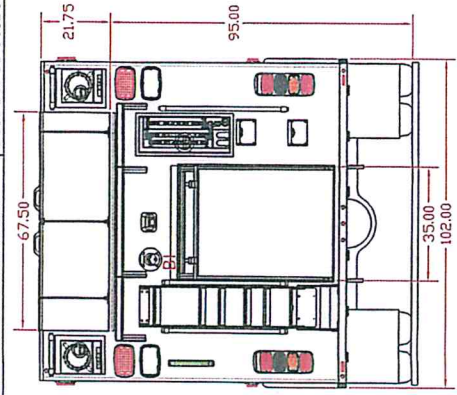
*****LOOSE EQUIPMENT*****		
90-A2-0220	Equipment Package - NFPA 1900 2024, Fire Department Supplied	1
90-A2-0225	Ladder - 10' Folding Attic, Alco-Lite FL-10	1
90-A2-0230	Ladder - 14' Roof, Alco-Lite PRL-14	1
90-A2-0235	Ladder - 24' 2-Section Extension, Alco-Lite PEL-24	1
90-A2-0240	Hose (2) - PVC Flexible Suction, Kochek 10' x 6"	1
90-A2-0245	Strainer - 6" NH Barrel, Kochek BS60C Note: Stored in upper left suction hose compartment, attached to suction hose	1
90-A2-0255	Pike Pole - 10' Fiberglass	1
90-A2-0260	Pike Pole - 12' Fiberglass	1
90-A2-0265	Wheel Chocks (2) - Folding, Ziamatic SAC-44-E w/Mounting Bracket Location: Below the L1 compt.	1
90-A2-0270	Emergency Road Kit (Triangles, Road Flares)	1
90-A2-0275	First Aid Kit (24 unit) DOTD	1
90-A2-0280	Light - w/Charging Base, Streamlight Fire Vulcan 180 LED Orange 44315 Locations: TBD	6
*****WARRANTIES / MANUALS*****		
98-A2-0220	Manuals Package (Operation, Engine, Transmission, Body, Pump)	1
98-A2-0225	Warranty Package	1
98-A2-0230	Cab and Body General - 2-Year	1
98-A2-0235	Chassis - 3-Year	1
98-A2-0240	Frame Rail - Lifetime	1
98-A2-0245	Cab Structural - 10-Year	1
98-A2-0250	Engine - OEM Standard, 5-Year	1
98-A2-0255	Transmission - OEM Standard, 5-Year	1
98-A2-0260	Hale Pump - Five Year Parts, 2-Year Labor	1
98-A2-0265	Plumbing, Stainless Steel - 10-Year	1
98-A2-0270	Cab/Body Paint - 10-Year	1
98-A2-0275	Water/Foam Tanker - Lifetime	1
*****ADMINISTRATION*****		
99-A2-0220	Pre-Construction Conference Trip (Per Person) (Airfare / Hotel / Meals)	2
99-A2-0225	Remote Inspections As Needed (Pictures/Phone Calls/Video)	1
99-A2-0230	Final Inspection Trip (Per Person) (Airfare / Hotel / Meals)	2
99-A2-0235	Delivery - Driven from Holden, LA to Laurel, MT	1805
98-D2-2020	One day of factory instruction during the final inspection trip	1






LAUREL, MT  
 REFERENCE DRAWING  
 1,500 GPM HALE QMAX-XS PUMP  
 1,000 GALLON WATER TANK  
 30 GALLON WATER TANK

	INTERIOR	OPENING
L1	30W X 70.25H X 15/28D	28.00W X 60.875H
L2	58W X 38H X 15D	56.00W X 28.625H
L3	48W X 70.25H X 15/28D	46.00W X 60.875H
R1	30W X 70.25H X 15/28D	28.00W X 60.875H
R2	58W X 38H X 15D	56.00W X 28.625H
R3	48W X 70.25H X 15/28D	46.00W X 60.875H
B1	35W X 50.50H X 28D	33.00W X 41.875H



\*HEIGHT COULD VARY +/- 2" BASED ON LOADING OF VEHICLE



***DEVIATIONS FROM SPECIFICATION***

US Fire Pump Company, LLC (US Fire Apparatus) is excited to report that we are in 100% compliance with the bid specification provided by Laurel Fire Department.

*John Star*  
*Director of Sales*

*US Fire Pump Company, LLC*

*May 24, 2024*





**CUSTOM PUMPER REFERENCE LIST**

<b>FIRE DEPARTMENT</b>	<b>CONTACT</b>	<b>PHONE NUMBER</b>	<b>EMAIL</b>	<b>QUOTED DELIVERY</b>	<b>PERFORMED DELIVERY</b>
Venture Global Plaquemines LNG, LLC (LA)	Tron Clark	(206) 612-6096	tclark@ventureglobalng.com	180-260 Days	23 Days
Florence Fire Dept. (AZ)	Mitch Snyder	(520) 868-7607	mitch.snyder@FlorenceAZ.gov	60-90 Days	44 Days
Pleasant VFD (PA)	Ryan Tipton	(814) 730-7704	rtipton73@gmail.com	150-180 Days	137 Days
West Side VFD #2 (WV)	Chris Schilling	(304) 727-4750	westsidevfd@westside22.com	150-180 Days	123 Days
S. New Kensington F.C. (PA)	Ted Hereda	(724) 339-7537	tthchief54@yahoo.com	150-180 Days	164 Days



## **Warranties (HME, Inc. & Component Manufacturer's)**

HME, Inc. warranty coverage begins on the date of delivery to customer.

Note: It is the customer's responsibility to return the Warranty Registration Card, located at the end of this document, to HME to start warranty coverage.

### **Limited General Warranty – HME, Inc.**

Upon delivery, the vehicle includes a three (3) year new vehicle general warranty and is limited to chassis and apparatus systems and components, and excludes engine, transmission, and axles (see below for details). The warranty is issued to the original purchaser of the vehicle only.

### **Overall Unit and Custom Chassis**

All components of the vehicle are warranted for a three (3) year period from vehicle delivery, unless otherwise stated elsewhere within this document.

### **Engine Warranty**

The unit will be furnished with a five (5) year engine manufacturer's warranty. A copy of this warranty will be supplied within this document.

### **Transmission Warranty**

The unit will be furnished with a five (5) year transmission manufacturer's warranty. A copy of this warranty will be supplied within this document.

### **Custom Chassis Frame Rails**

The custom chassis frame and crossmembers are warranted for the expected life of the vehicle, which for purposes of this document, the expected life is 20 years from delivery date. A detailed warranty coverage explanation will be supplied within this document.

### **Steering Unit Warranty**

The unit will be furnished with a one (1) year steering unit manufacturer's warranty. A copy of this warranty will be supplied within this document.

### **Front Axle Warranty**

The unit will be furnished with a front axle manufacturer's warranty. A copy of this warranty will be supplied within this document.





#### **Rear Axle Warranty**

The unit will be furnished with a rear axle manufacturer's warranty. A copy of this warranty will be supplied within this document.

#### **Cab/Body Structure Warranty**

The cab/body will be warranted against structural defects in materials or workmanship for ten (10) years from date of delivery. This includes a ten (10) year cab manufacturer's warranty. A detailed warranty coverage explanation, as well as a copy of the cab manufacturer's warranty, will be supplied within this document.

#### **Paint Warranty**

The paint finish will be warranted for ten (10) years from date of delivery. A detailed warranty coverage explanation will be supplied within this document.

#### **Stainless-Steel Plumbing Warranty**

The stainless-steel plumbing will be warranted for ten (10) years from date of delivery. This is limited to stainless steel piping used in the construction of the fire apparatus water/foam plumbing systems.

#### **Water Tank Warranty**

The unit will be furnished with a water tank manufacturer's warranty. A copy of this warranty will be supplied within this document.

#### **Fire Pump Warranty**

The unit will be furnished with a fire pump manufacturer's warranty based on product type and manufacturer. A copy of these warranties will be supplied within this document.

#### **Seating Warranty**

The unit will be furnished with a limited one (1) year on seat components and five (5) year on seat frame, excluding end user general use or wear, seat manufacturer's warranty. A copy of this warranty will be supplied within this document (in-process and will be supplied once released).



### **General Exclusions**

Items not covered by this limited warranty include:

- Normal maintenance activities/items and wear parts, such as lubrication, batteries, tires, filter and oil replacement, belts and hoses, brake lining and adjustment, door check strap adjustment, vehicle alignments, electrical accessories, voltage regulator, flashers, and windshield wipers.
- Damage caused by, but not limited to, failure to follow required or recommended maintenance schedule, failure to maintain proper fluid and lubricant levels, failure to ensure operating parameters are maintained, and failure to follow operating instructions.
- Damage caused by, but not limited to, misuse, abuse, neglect (e.g., overloading, driving over curbs, or exposure to corrosive, including but not limited to sale and/or acidic exposure, or flooded environments).
- Damage which arises outside of normal use.
- Damage caused by collision, fire, theft, vandalism, civil unrest, acts of terrorism, acts of war, acts of God, or similar casualties.
- Damage or defects with respect to covered parts in a vehicle which is leased or rented to a second party for compensation.
- Incidental expenses such as, but not limited to loss of use, inconvenience, loss of time, vehicle rental, towing, lodging or travel costs, etc.
- Additions or accessories not installed by HME, including ancillary equipment used in firefighting, and any problems resulting from such additions or accessories.
- Installation of any "aftermarket" devices or the modification of existing systems or components originally installed by HME without HME's prior express written approval or any problems resulting from such installation or modification.
- Covered parts that have been sold by an owner other than HME before the covered parts become a complete vehicle.
- Any alteration of a covered part not authorized in writing by HME prior to alteration.





### **New Product General Warranty**

HME Inc., hereby warrants to the original purchaser that any new products manufactured by HME shall be free from defects in workmanship and material, under normal use, maintenance, and service for a period of three (3) years from the date of delivery, subject to conditions and exceptions stated herein. Under this warranty, HME's obligation is limited to the repair or replacement at HME's option (at its factory, by its representative, or by its authorized service facility), of any part found to be defective. If HME deems it necessary, all parts for which the warranty claim is made, shall be returned to HME, for examination by HME, who the sole judge shall be as to whether such part was defective in material or workmanship under normal use, maintenance, or service.

Items not covered by the general warranty include:

- The frame, cab structure, body structure, stainless piping, and paint, as each is covered by specific warranty terms as defined within their respective individual warranties.
- The engine, transmission, axles, or components added to the chassis by another party. However, the engine, transmission, axles and/or components added to the chassis by another party may be covered by warranties issued to you from the respective component manufacturers.

HME neither assumes nor authorizes any other person to make or assume for it any other obligation, liability, or warranty or to make any other representation on its behalf in connection with the sale or use of the new product covered by this warranty.



### **Frame Warranty**

HME Inc., warrants to the original purchaser of an HME chassis both frame and frame cross members are free of defects in workmanship and material for the lifetime of the vehicle (20 years), provided the chassis is used in normal and reasonable manners. Under this warranty, HME's obligation is limited to the repair or replacement at HME's option (at its factory, by its representative, or by its authorized service facility), of any part or parts of frame and cross members, found to be defective.

This warranty shall be null and void if the frame exhibits evidence of splicing, cutting, drilling, or welding of flanges or rails, without written authorization from HME, inc. This warranty shall also be void if the vehicle is involved in an accident, demonstrates abuse signs, or evidence of being operated in a manner which is not recommended by HME Inc.

Items not covered by the frame warranty include:

- Damage because of corrosion, including but not limited to salt, chlorides and/or acidic exposure.

HME neither assumes nor authorizes any other person to make or assume for it any other obligation, liability, or warranty or to make any other representation on its behalf in connection with the sale or use of the new product covered by this warranty.





### **Cab/Body Structural Warranty**

HME Inc., warrants to the original purchaser that any new fire apparatus cab and body manufactured by HME Inc. shall be free of structural defects under normal maintenance, service, or use for a period of ten (10) years from date of delivery, subject to conditions and exception stated herein. Under this warranty, HME's obligation is limited to the repair or replacement at HME's option (at its factory, by its representative, or by its authorized service facility), of any structural part or parts, found to be defective. For purposes of this warranty, fire apparatus cab/body is defined as sheet metal and welds.

This warranty shall be null and void if there exhibits any level of misuse, abuse, alteration, or lack of normal maintenance. This warranty shall also be void if the vehicle is involved in an accident, or evidence of being operated in a manner which is not recommended by HME Inc.

Items not covered by the general warranty include:

- All hardware, seats, mechanical items, electrical items, and paint finishes
- Covered parts damaged because of corrosion, including, but not limited to sale and/or acidic exposure.

HME neither assumes nor authorizes any other person to make or assume for it any other obligation, liability, or warranty or to make any other representation on its behalf in connection with the sale or use of the new product covered by this warranty.



**Paint Warranty**

HME Inc., warrants to the original purchaser for a period of ten (10) years paint defects on a cab exterior finish or apparatus body panel exterior finish. This warranty includes loss of gloss, color retention, cracking, blistering, bubbling, or flaking under normal use and with normal maintenance and cleaning. Under this warranty, HME’s obligation is limited to the repair or replacement at HME’s option (at its factory, by its representative, or by its authorized service facility), of any claim made in accordance with this warranty and under its terms.

The original user must notify HME in writing within 30-days after any claimed defect appears.

Items not covered by the general warranty include:

- Damage caused by lightning, earthquake, windstorm, hail, flood, or use in a corrosive or acidic environment
- Damage from lack of poor maintenance and cleaning
- Gold leaf or striping, except that which is affected by repair
  - Gold leaf or striping affected by repair must have been installed during the manufacture of a cab to be covered under the paint warranty for the cab
- Time, loss of use of vehicle, inconvenience, vehicle rental, lodging, food or other consequential or incidental loss, which may result from a paint defect
- UV paint fade
- Cab underside
- Chassis frame rails, crossmembers, and suspensions
- Components not painted by HME

<u>Topcoat and Appearance</u> Gloss, Color Retention, Cracking	<u>Coating System, Adhesion &amp; Corrosion</u> Flaking, Blistering, Bubbling
0-72 Months - 100%	0 To 36 Months - 100%
73 To 120 Months - 50%	37 To 84 Months - 50%
	85 To 120 Months - 25%





### **Additional Provisions Applicable to all HME Products**

The limited warranty set forth in this document is the only warranty applicable to HME products and is expressly in lieu of any other warranty by HME, expressed to implied, including any implied warranty of merchantability or fitness for a particular purpose. This limited warranty is further limited by the terms and conditions stated in the provisions below:

**Limitation on Damages:** HME shall not be liable for incidental, consequential, direct, indirect or other damages (such as, but not limited to, lost wages, attorney's fees, or lost vehicle rental expenses) which result from any breach or claim related to or arising out of (A) this limited warranty, (b) other warranties, if any, (c) any agreement between HME and the customer, or (d) the HME products or any actual or alleged defect related to HME product.

**Limitation on Implied Warranties:** Any implied warranties which arise by way of applicable state or provincial law, including any implied warranty of merchantability or fitness for a particular purpose, are limited in duration to the applicable warranty period and are limited in scope of coverage to the covered parts covered by this limited warranty.

### **Third Party Representations**

HME does not authorize any person to create for HME or any other obligations or liability in connection with its products, and HME is not responsible for any representation, promise or warranty made by an HME Sales Representative, component or vehicle manufacturer, or other person beyond what is expressly stated in this limited warranty.

### **How to Obtain the Limited Warranty**

To be eligible for this limited warranty, you **MUST** return a completed "Warranty Registration" form to HME within 60 days of delivery date. It is the responsibility of the original purchaser/owner to submit, either directly or thru an HME Sales Representative, the warranty registration form.

The Warranty Registration form is in both the HME chassis Owner's Manual supplied with your new vehicle, as well as at the end of this limited warranty document.

### **Legal Remedies**

Any claim or controversy arising out of or relating to this limited warranty, or breach thereof, shall be settled by arbitration administered by the American Arbitration Association in the state of Michigan, in accordance with the Commercial Arbitration Rules of the American Arbitration Association. The determination of the arbitrator(s) shall be in writing and shall include an explanation of the basis for the determination. The determination of the arbitrator(s) shall be final and binding and judgment upon such determination may be entered in any court having jurisdiction.



### Limited Warranty Registration

This form must be completed in its entirety and returned to HME Inc., to register this apparatus for the HME Limited Warranty. Receipt of this document by HME will activate the HME new product "Limited Warranty". HME's warranty registration does not register the chassis axles, engine, transmission, or any parts or components added to the chassis by another party for warranty. For warranty information on axles, engine, transmission or any parts or components added to the chassis by another party, contact the respective manufacturers. The HME Limited Warranty shall not become valid and will remain void if the registration form is not completed and returned to HME within **60-days** of the date of delivery.

**HME Identification Number** (last five (5) digits of the VIN after the letter Z): \_\_\_\_\_

**Delivery Date:** \_\_\_\_ / \_\_\_\_ / \_\_\_\_\_

**Mileage on Odometer at Delivery:** \_\_\_\_\_ miles / kilometers (circle one)

**Selling Dealer:** \_\_\_\_\_

**Customer Information:**

**Fire Department/Municipality:** \_\_\_\_\_

**Street:** \_\_\_\_\_

**City:** \_\_\_\_\_ **State:** \_\_\_\_\_ **Zip:** \_\_\_\_\_

**Contact Person:** \_\_\_\_\_ **Position:** \_\_\_\_\_

**Telephone:** \_\_\_\_\_ **E-mail Address:** \_\_\_\_\_

**Customer Signature:** \_\_\_\_\_

**Date:** \_\_\_\_ / \_\_\_\_ / \_\_\_\_\_





### **TEN (10) YEAR LIMITED WARRANTY BODY AND STRUCTURE**

US Fire Pump, Inc. warrants, to the original purchaser, the body structure of the new firefighting apparatus against cracking and corrosion perforation for a period of TEN (10) years from the date of delivery. The entire apparatus shall be warranted against defects in material and workmanship for a period of two (2) year from the date of delivery. Only the apparatus body and its components manufactured by US Fire Pump, Inc. are bound by this warranty. Components of other manufacturers are covered only by the warranties set forth by the component manufacturers. However, US Fire Pump, Inc. will process all warranty claims after notification of said claim(s).

THIS WARRANTY IS EXPRESSLY IN LIEU OF ALL OTHER WARRANTIES, EXPRESSED OR IMPLIED, INCLUDING THE WARRANTIES OF MERCHANTABILITY AND FITNESS FOR USE, AND OF ALL OTHER OBLIGATIONS OR LIABILITIES ON OUR PART. WE NEITHER ASSUME NOR AUTHORIZE ANY OTHER PERSON OR ENTITY TO ASSUME FOR US ANY OTHER LIABILITY IN CONNECTION WITH THE SALE OF THIS FIREFIGHTING APPARATUS. THIS WARRANTY SHALL NOT APPLY TO THIS FIREFIGHTING APPARATUS OR ANY PART THEREOF WHICH HAS BEEN SUBJECT TO ACCIDENT, NEGLIGENCE, ALTERATION, ABUSE, OR MISUSE. WE MAKE NO WARRANTY WHATSOEVER IN RESPECT TO ACCESSORIES OR PARTS NOT SUPPLIED BY US. THE BUYER ACKNOWLEDGES THAT NO OTHER REPRESENTATIONS WERE MADE TO HIM OR RELIED UPON BY HIM WITH RESPECT TO THE QUALITY AND FUNCTION OF THE GOODS HEREIN SOLD. THE PERFORMANCE OF REPAIRS OR REPLACEMENTS OF PARTS UNDER THE TERMS SET FORTH HEREIN ARE THE EXCLUSIVE REMEDIES AFFORDED TO THE BUYER, AND NEITHER THE MANUFACTURER NOR ANY OF ITS DISTRIBUTORS OR AGENTS SHALL BE LIABLE FOR CONSEQUENTIAL OR INCIDENTAL DAMAGE OR DELAY RESULTING FROM BREACH OF WARRANTY OR THE SELLER'S NEGLIGENCE IN THE MANUFACTURE, DESIGN, OR SALE OF THE FIREFIGHTING APPARATUS. THE SELLER SHALL IN NO EVENT BE LIABLE FOR ANY BREACH OF WARRANTY IN AN AMOUNT EXCEEDING THE PURCHASE PRICE OF THE MACHINERY. THIS WARRANTY SHALL NOT BE EXTENDED, ALTERED, OR VARIED EXCEPT BY A WRITING SIGNED BY SELLER AND BUYER.



## Two-Year Limited Warranty

US Fire Pump, Inc. ("US Fire Pump") warrants each new fire and rescue vehicle manufactured by US Fire Pump to be free of defects in material and workmanship for a warranty period of two years after the date on which the vehicle is first delivered to the original purchaser.

US Fire Pump's obligation under this warranty is limited to repairing or replacing, as US Fire Pump may elect, without charge to the original purchaser, the item or items which US Fire Pump, after examination, finds, to US Fire Pump's satisfaction, to be defective as to material or workmanship.

US Fire Pump's obligation under this warranty is subject to the conditions precedent that the claimed defect shall have first appeared during the warranty period; that the original purchaser shall have notified US Fire Pump in writing of the claimed defect within thirty (30) days after the claimed defect shall have first appeared, and that, unless US Fire Pump directs otherwise, the claimed defective item or items shall have been returned to US Fire Pump, or to US Fire Pump's designee, promptly after the notification, with transportation charges prepaid. US Fire Pump reserves the right to thoroughly examine the vehicle or parts thereof before conducting or approving any repair or replacement to determine whether the claimed defect is covered by this warranty.

In advance of the original purchaser effecting repair or replacement of an item or items found by US Fire Pump to be defective as to material or workmanship, approval for the repair or replacement must be obtained from US Fire Pump's Customer Service Department. Repair or replacement must be made by a facility approved in advance by US Fire Pump. Failure to obtain either or both of the advance approvals voids this warranty. Coverage under this warranty of labor for repair or replacement is limited to the time or amounts reasonably necessary, as determined by US Fire Pump, to make the repair or replacement. Labor time or amounts deemed excessive by US Fire Pump are not covered under this warranty.

Any repair or replacement effected by US Fire Pump under this warranty is itself warranted under this warranty for the duration of the warranty period, subject, however, to the provisions of this warranty applicable to the item or items repaired or replaced by US Fire Pump. This warranty terminates upon the transfer of possession or ownership of the vehicle from the original purchaser.

This warranty does not apply to or cover: normal maintenance services or adjustments; any item that has been repaired, replaced, or altered by a facility not approved in advance by US Fire Pump's Customer Service Department, or in a manner which, in US Fire Pump's judgment, may adversely affect the operation or longevity of the vehicle or item; special, incidental, or consequential damages, including, but not limited to, loss of time, inconvenience, loss of use, or lost profits; any malfunction resulting from misuse, negligence, alteration, accident, or lack of





operational knowledge or normal maintenance or adjustments; time required to unload or reload the vehicle or item; replacement of maintenance items including, but not limited to, filters, screens, lubricants, light bulbs, and other incidentals; transportation fees or charges to or from any facility; or any item manufactured by a party other than US Fire Pump and separately warranted by that party.

This warranty is void if US Fire Pump determines that the vehicle or item has been neglected, misused, altered, overloaded, loaded beyond specified compartment weight limits, loaded to a state of excessive imbalance side to side, or damaged. This warranty is also void if US Fire Pump determines that the warranty claim is false or misrepresented, that the vehicle or item has been damaged in an accident or by an act of God, or that the defect is attributable to the use or operation of the vehicle or item in a manner or for a purpose other than that for which US Fire Pump intended or designed the vehicle or item.

THIS WARRANTY IS IN LIEU OF ALL OTHER WARRANTIES, EXPRESSED OR IMPLIED (INCLUDING, BUT NOT LIMITED TO, WARRANTIES ARISING BY OPERATION OF LAW, COURSE OF DEALING, COURSE OF PERFORMANCE, OR USAGE OF TRADE), ALL OTHER REPRESENTATIONS TO THE ORIGINAL PURCHASER, AND ALL OTHER OBLIGATIONS OR LIABILITIES WHATSOEVER, INCLUDING, BUT NOT LIMITED TO, ANY OBLIGATION OR LIABILITY FOR SPECIAL, INCIDENTAL, OR CONSEQUENTIAL DAMAGES. US FIRE PUMP, INC. NEITHER GIVES NOR ASSUMES, NOR AUTHORIZES ANY OTHER PERSON TO GIVE OR ASSUME, ANY OTHER WARRANTY, OBLIGATION, OR LIABILITY ON US FIRE PUMP, INC.'S BEHALF, UNLESS EXPRESSLY GIVEN OR ASSUMED IN WRITING BY US FIRE PUMP, INC.